


WINGCO[®] GENERATORS

HPS12000HE-03/A HPS12000HE-03/B 10,800 RUNNING WATTS


Rugged Steel Design



Honda Commercial Engine



Brushless Industrial Genend



An American Company

We produce our products in our 200,000ft² facility located in Le Center, Minnesota, equipped with modern engineering, fabrication and assembly capabilities.



Tri-Fuel

Designed to easily run and transition between three fuel sources; LP, Natural Gas, and Gasoline.

CSA & EPA Approved

We take the time to engineer our products to have the certification you need.

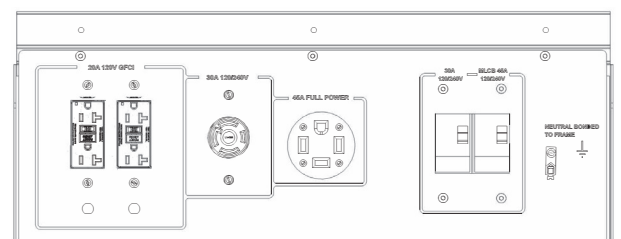
Rugged Design

Engineered and built tough with steel and powder coat paint.

15 Gallon Fuel Tank

The EPA approved steel fuel tank design eliminates hydrocarbon emissions.

Receptacle Panel



SPECIFICATIONS

ENGINE

ENGINE BRAND	HONDA
ENGINE MODEL	GX630
ENGINE STARTER	ELECTRIC
ENGINE SPEED	3600 RPM
ENGINE CYLINDERS	V-TWIN
DISPLACEMENT/TYPE	688 CC / OHV
FREQUENCY REGULATION ⁽¹⁾	+/- 3%
LOW OIL PROTECTION	STANDARD
RECOMMENDED OIL ⁽²⁾	10W-30
OIL CAPACITY	1.7 QT
FUEL TANK	15 GAL
FUEL GAUGE	YES
FULL LOAD RUN TIME ⁽³⁾	9.1 HOURS
FUEL CONSUMPTION	
GASOLINE 100% LOAD	1.67 GAL/HR
NATURAL GAS 100% LOAD	200 FT ³ /HR - 204,000 BTU/HR
LP GAS 100% LOAD	2.2 GAL/HR - 201,304 BTU/HR
BATTERY SIZE ⁽⁴⁾	12V U1 300CCA

NOTES: (1) Steady state frequency regulation. (2) The recommended oil is for normal applications. See operator's manual for the recommended oil for your needs. (3) Run time is estimated using gasoline. (4) Battery not included.

OPTIONAL ACCESSORIES

COVER	45" x 32" x 30"
60A PLUG	300137
BATTERY	12V U1 300 CCA
MAINTENANCE KIT	16200-005

ELECTRICAL

STARTING WATTS ⁽¹⁾	12,000
RUNNING WATTS ⁽¹⁾	10,800
RUNNING AMPS @ 120 VAC	90
RUNNING AMPS @ 240 VAC	45
VOLTAGE REGULATION	CAPACITOR +/- 5%
MAIN CIRCUIT BREAKER	45 AMP, 240V
BONDED NEUTRAL	YES
120 VOLT RECEPTACLES	(2) NEMA 5-20 20A
120/240 VOLT RECEPTACLES	(1) NEMA L14-30R 30A (1) NEMA 14-60 60A

NOTES: (1) Based on gasoline fuel. Derate 10% for LP and 20% for natural gas.


GENSET

MOTOR STARTING (CODE G)	3.5 HP
DBA @ 7 METERS	78
TOTAL HARMONIC DISTORTION	< 6%
4-WHEEL DOLLY KIT	STANDARD
INSULATION	CLASS H
PROTECTIVE ROLL FRAME	1.25" DIA. 14 GA. STEEL
ASSEMBLED IN	USA
EPA APPROVED	YES
CARB APPROVED	NO
CSA APPROVED	YES
UNIT WARRANTY ⁽¹⁾	3 YEARS RESIDENTIAL

NOTES: (1) For more generator warranty, see operator's manual.

SHIPPING

SHIPPING DIMENSIONS (L x W x H)	50" x 40" x 36"
SHIP WEIGHT	456 LBS
FREIGHT CLASS	70



Specifications are subject to change without notice.

