

FEATURES

Isuzu 4LE1T 2.2 Liter Engine

Dependable 4 cylinder, 1800 RPM engine. EPA compliant, Tier 4 Interim.

Deep Sea 7310 MKII Controller

Digital controller providing immediate performance information and safety shutdowns.

Stamford Generator End

Alternators built to produce clean power for industrial applications.

Powder Coat Paint

Incredibly durable and long lasting finish.

Block Heater

In-line Kim Hotstart, 120V, 1000 Watt, block heater with thermostat.

Battery Charger

Guest 2 Amp charger standard.

100% Load Tested

We load test every generator before it leaves our facility.

WINPOWER® INDUSTRIAL DIESEL SERIES



Shown with optional enclosure



Shown with optional trailer

OPTIONAL ACCESSORIES

Battery Charger

A marine grade, 2 Amp charger is standard with the possibility to upgrade to a DSE 5 or 10 Amp charger.

Sub-Base Fuel Tank

UL142 double wall steel fuel tank with stub up area allows for a clean installation with minimal footprint.

WEBNET

Control your generator from your smart phone or computer.

DOT Trailer

DOT approved trailer with integrated single wall fuel tank.

Enclosure

16 gauge galvaneal steel with internal baffling and 1" foam for sound attenuation and weather protection.

Group 24 650 CCA Battery

Interstate BCI 24 650 CCA

GENERATOR SET

OUTPUT	WATTS	KVA	AMPS	CB
				AMPS
120/240V 1-PH, 1.0 PF	29,000	29	120	125
120/208V 3-PH, 0.8 PF	30,000	37	104	100
120/240V 3-PH, 0.8 PF	30,000	37	90	90
277/480V 3-PH, 0.8 PF	30,000	37	45	45
SOUND DATA ⁽¹⁾				75
CERTIFICATION			UL2200 LISTED	

NOTE: (1) Measurement is in db(a). Tested at 7 meters (23ft) with housing.

ALTERNATOR

RATING	(125/40°C) STANDBY
VOLTAGE REGULATION	+/- 1%
TOTAL HARMONIC DISTORTION	< 5%
TYPE	4 POLE REVOLVING FIELD
BRUSHLESS	YES
GENERATOR SPEED	1800 RPM
VOLTAGE CONTROL	AS480 EXTERNAL EXCITATION
ROTOR	2/3 PITCH
WINDINGS	100% COPPER
TELEPHONE INTERFERENCE	< 2.0%
EFFICIENCY PEAK	~ 92.5%
COUPLING	FLEXIBLE DISC
SINGLE PHASE	4 LEADS
3 PHASE	12 LEADS
BEARINGS	1 MAINTENANCE FREE
INSULATION	CLASS H
GENERATOR WARRANTY ⁽¹⁾	1 YR/1000 HRS

NOTES: (1) Standby only. Prime warranty 12 months/unlimited hrs. For more generator warranty information contact your local WINCO dealer.

DERATING FACTORS

TEMPERATURE > 104°F	3% PER 10°F
ALTITUDE	3% PER 1000 FT
PRIME POWER	10%
MAX OPERATING TEMP	122°F/50°C

BATTERY

DC SYSTEM VOLTAGE	12V
BATTERY CHARGER	2 AMP
BATTERY RACK/CABLE	INCLUDED
REQUIRED BATTERY ⁽¹⁾	GROUP 24 650 CCA

Notes: (1) Battery not included

ENGINE

BRAND	ISUZU
MODEL	4LE1T
SPEED	1800 RPM
EPA	TIER IV INTERIM
TYPE	DIESEL
GROSS HP (STANDBY)	47
BORE x STROKE	3.35" x 3.78"
GOVERNOR	MECHANICAL
CYLINDERS	4
TOTAL DISPLACEMENT	2.2L
ASPIRATION	NATURAL
EXHAUST OUTLET ⁽¹⁾	2.5"
ALTERNATOR	35 AMPS
OIL & FILTER REPLACEMENT	250 HRS
RECOMMENDED OIL ⁽²⁾	15W 40
OIL CAPACITY	10.8 QT
FLYWHEEL (TEETH 108)	10"
DISCHARGE CURRENT (EN 50342)	650 A
COLD STARTING	
W/O AIR PREHEATING	14°F (-10°C)
W/ AIR PREHEATING	-13°F (-25°C)
ENGINE WARRANTY ⁽³⁾	3 YRS/3000 HRS

NOTES: (1) Muffler ships loose. (2) This oil is recommended for most applications. See Operator's Manual for more details on the appropriate oil type for your needs.

(3) Standby, for more engine warranty information contact your local Isuzu dealer.

BLOCK HEATER

VOLTS	120
WATTS	1,000
THERMOSTAT	
ON	100°F
OFF	120°F

FUEL

FUEL TYPE	SAE 2D
FUEL CONSUMPTION	
100% LOAD	3.13 GAL/HR
50% LOAD	1.56 GAL/HR

TANK OPTIONS

70 GALLON UL142	82" x 34" x 13"
151 GALLON UL142	82" x 34" x 31"
225 GALLON UL142	82" x 34" x 35"

OPTIONAL TRAILER W/ 100 GAL FUEL TANK

WEIGHT	1,200 lbs
AXLES	SINGLE
GVWR	5,000 lbs
DIMENSIONS	140" x 61" x 46.4"

DSE 7310 MKII CONTROLLER

ENGINE DISPLAY

ENGINE RPM	YES
LOW OIL PRESSURE	YES
HIGH COOLANT TEMP	YES
LOW COOLANT	OPTIONAL
LOW OIL TEMP	OPTIONAL
OVER/UNDER SPEED	YES
OVER CRANK	YES
CHARGING ALT FAILURE	YES
CAN ECU SHUTDOWN	YES

GENSET DISPLAY

VOLTAGE (L-N & L-L)	YES
OVER/UNDER VOLTAGE	YES
FREQUENCY	YES
OVER/UNDER FREQUENCY	YES
AMP DISPLAY/SHUTDOWN	YES
PHASE IMBALANCE	DISABLED
KW, KVA, KVAR, PF DISPLAY	YES
KWH, KVAH, KVARH, DISPLAY	YES
GENERATOR PHASE SEQUENCE	OPTIONAL
EARTH CURRENT	OPTIONAL

SHIPPING

DIMENSIONS OPEN	82" x 34" x 41.8"
NET WEIGHT OPEN	1,560 LBS
DIMENSIONS ENCLOSED	94" x 34" x 51"
NET WEIGHT ENCLOSED	2,260 LBS
FREIGHT CLASS	70

ADDITIONAL DISPLAYS/PROTECTIONS

EMERGENCY STOP	YES
FUEL LEAK/SENDER FAILURE	YES
BATTERY OVER/UNDER VOLTAGE	YES
BATTERY CHARGER FAILURE	OPTIONAL

COMMUNICATIONS

USB CONNECTABLE	YES
RS232/RS485	YES
NFPA ANNUNCIATOR	10XDSE 2548 OPTIONAL
REMOTE DISPLAY PANEL	3XDSE 2510 OPTIONAL
DSE850 WEBNET	OPTIONAL

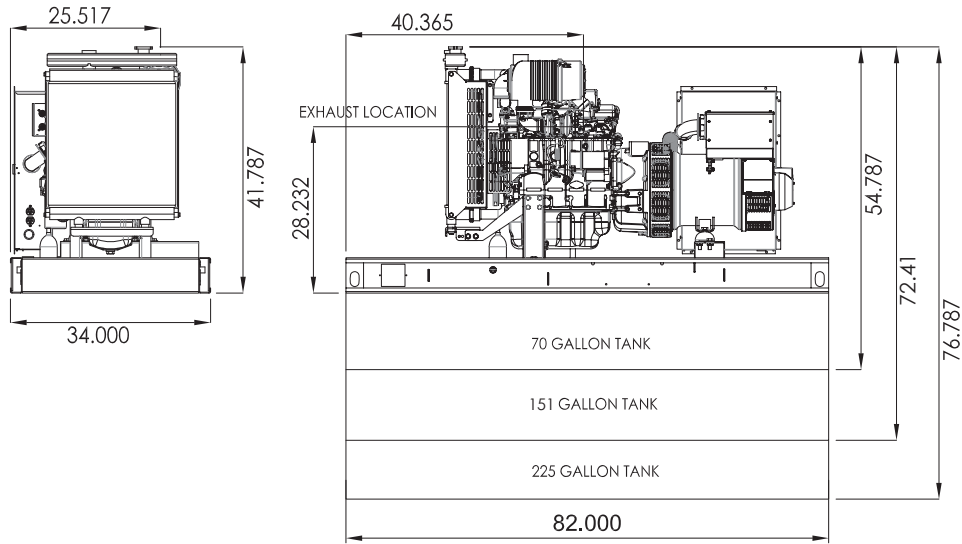
ADDITIONAL FEATURES

AUDIBLE ALARM	YES
ENGINE EXERCISER	YES
MAINTENANCE INTERVAL TIMER	OPTIONAL
LOAD SHEDDING/ DUMMY	OPTIONAL
CONFIGURABLE INPUTS	9-24 W/DSE 2130 OPTIONAL
CONFIGURABLE OUTPUTS	6-80 W/DSE 2751 OPTIONAL
EVENT LOG	YES
ALTERNATIVE CONFIGURATIONS	3
UL/CSA LISTED	YES

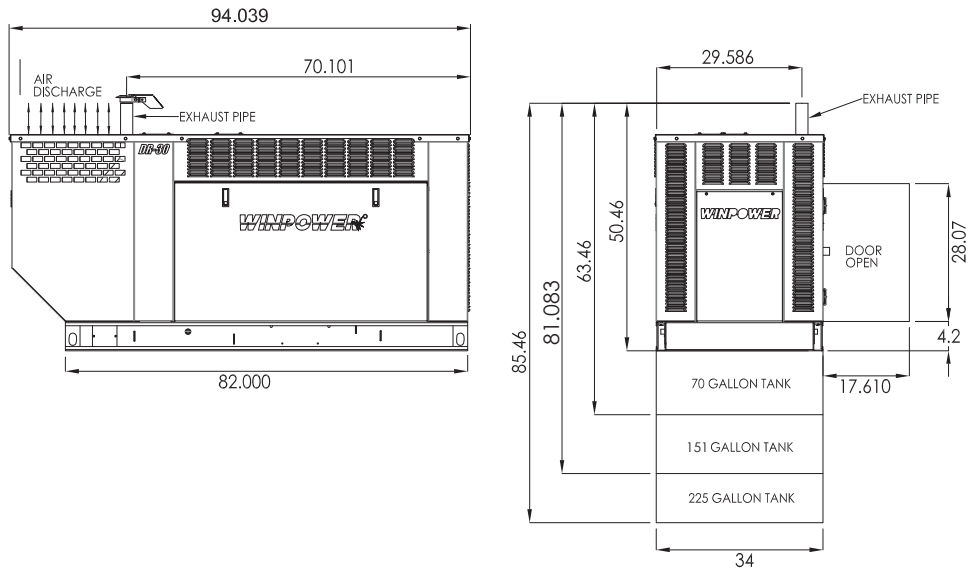


DSE 7310 MKII

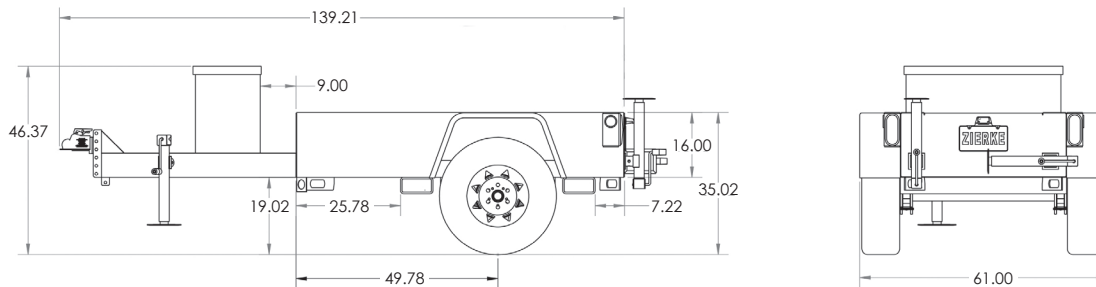
OPEN SKID



ENCLOSED



TRAILER



Specifications are subject to change without notice.