

WINCO[®] GENERATORS



An American Company

We produce our products in our 200,000ft² facility located in Le Center, Minnesota, equipped with modern engineering, fabrication and assembly capabilities.



3.4L Engine

We all know the saying that "there is no replacement for displacement." A lot of engine manufacturers are pushing really small engines into this range for TIER IV final. We think a little more engine is key for long life and quick responses to load changes

Cummins Industrial Genend

With automatic voltage regulation

Electronic Common Rail

Excellent frequency control and load pick-up

Fork Pockets

Convenient fork pockets integrated into the unit, giving you the ability to lift from all directions

Battery Charger

Smart trickle battery charger standard

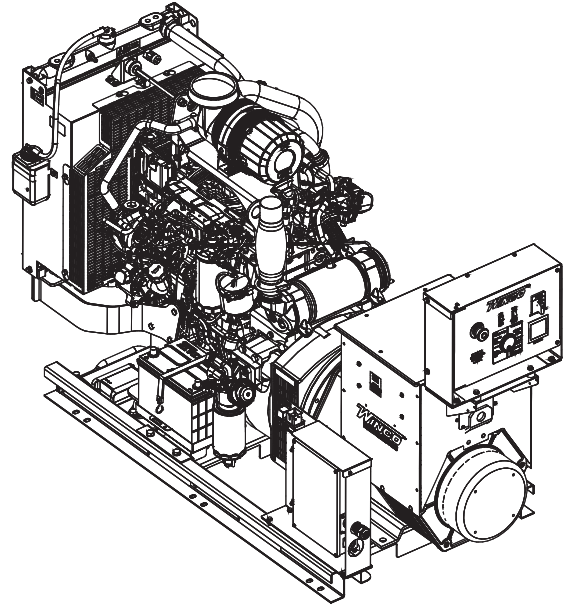
Key Start

The key start assembly can easily be rotated to three sides of the unit. Allowing the unit to be installed in a convenient position according to your specs

DE50F4

GENERATION 5
47,000 WATTS

Rugged Design

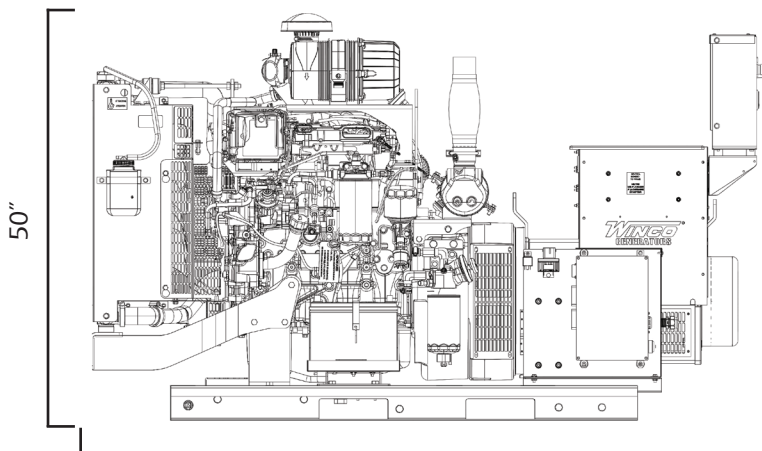


New FPT Tier IV Engine

With DOC-PMCAT

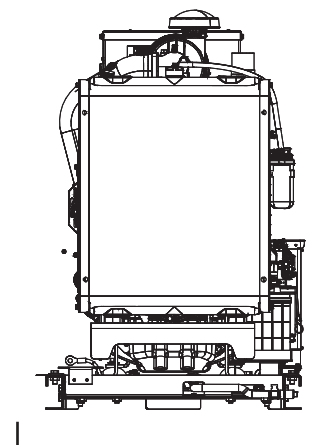
✓ NO Urea

✓ NO Shutdowns for regens



50"

73"



30"

Tank adds 18" to the height



SPECIFICATIONS

ELECTRICAL

VOLTS	POWER FACTOR	STANDBY			PRIME			RECOMMENDED CB ⁽²⁾
		WATTS	KVA	AMPS	WATTS	KVA	AMPS	
120/240 1-PH	1.0	45,000	45	187	40,500	40.5	168	160 - 230
120/208 3-PH	0.8	47,000	60	166	43,200	54	150	150 - 200
120/240 3-PH	0.8	47,000	60	144	43,200	54	130	130 - 180
277/480 3-PH	0.8	47,000	60	72	43,200	54	65	60 - 90
346/600 3-PH	0.8	47,000	60	58	43,200	54	52	50 - 70

NOTES: (1) Recommended breaker sizes are 100 to 125% of generator output.

ENGINE

ENGINE BRAND	FPT
ENGINE MODEL	F34 ESZW01
TIER	IV FINAL
ENGINE STARTER	12V ELECTRIC
ENGINE SPEED	1800 RPM
ENGINE CYLINDERS	4
ENGINE HP	74
FREQUENCY	60 HZ
ALTERNATOR	95 AMPS 12V
FLYWHEEL	11 1/2"
ROTATION	CCW
ASPIRATION	TURBOCHARGED
COOLANT	5.1 GAL
BORE/STROKE	99 mm x 110 mm
DISPLACEMENT	3.4 L
RECOMMENDED OIL ⁽²⁾	5W-40 SAE
OIL CAPACITY	10 QT
INJECTION PUMP	BOSCH CP4.1
GOVERNOR	ELECTRONIC
COMPRESSION RATIO	17:1
FAN TYPE	PUSHER
INTAKE AIR CONSUMPTION	139 CFM
RADIATOR COOLING AIR	6,865 CFM
EXHAUST FLOW	--
EXHAUST OUTLET SIZE	2.5"
STARTING AIDES	GLOW PLUGS
STARTING TEMP NATURAL W/ AIDES	5° F
STARTING TEMP W/BLOCK HEATER	-13° F

NOTES: (1) Steady state frequency regulation. (2) The recommended oil is for normal applications. See operator's manual for the recommended oil for your needs. (3) Battery not included.

DE50

MOTOR STARTING (CODE G)	20 HP
DBA @ 7 METERS	--
TOTAL HARMONIC DISTORTION	< 5%
MAIN CIRCUIT BREAKER	CUSTOMER SUPPLIED
BONDED NEUTRAL	YES
FORK LIFT POCKETS	STANDARD
BATTERY	INCLUDED
ASSEMBLED IN	USA
EPA APPROVED	TIER IV FINAL
CARB APPROVED	TIER IV FINAL
TÜV CERTIFICATION ⁽¹⁾	UL2200 CSA
UNIT WARRANTY ⁽²⁾	1 YEAR/2000 HRS

NOTES: (1) Units without composite fuel tanks conform to UL2200.

(2) For more generator warranty, see operator's manual.

GENERATOR END

WINDING	12 LEAD
WINDING NUMBER	311
VOLTAGE REGULATION	AVR +/- 1%
AVR TYPE	AS440
TEMPERATURE RISE	125/40° C
TYPE	REVOLVING FIELD
BRUSHLESS	YES
SPEED	1800 RPM
ROTOR	2/3 PITCH
WINDINGS	100% COPPER
STATOR WINDING	DOUBLE LAYER CONCENTRIC
COUPLING	DIRECT/FLEXIBLE DISC
BEARINGS	SINGLE (MAINTENANCE FREE)
EFFICIENCY PEAK	89
INSULATION	CLASS H
INGRESS PROTECTION	IP23

SPECIFICATIONS

DERATES

ABOVE SEA LEVEL	
6,561 FT	10%
9,842 FT	20%
AMBIENT TEMPERATURE	
>104°F	3% PER 10°F

FUEL

TYPE	ASTM D975 NO-2D DIESEL
OPTIONAL FUEL TANK ⁽¹⁾	70.5" x 30" x 18"
RUN TIME ⁽²⁾	14 HOURS
FUEL CONSUMPTION	GAL/HR
100%	4.16
80%	3.35
50%	2.20
25%	1.33

NOTES: (1) 47 gallon composite fuel tanks do not conform to UL2200.
 (2) Run time is estimated at 80% load using the optional 47 gallon fuel tank.

OPTIONAL ACCESSORIES

DSE7310 MKII CONTROLLER
MIMIC PANEL
REMOTE MONITORING
SOLAR BATTERY CHARGER

OPTIONAL DSE 7310 CONTROLLER

ENGINE DISPLAY/PROTECTION	
ENGINE RPM	YES
LOW OIL PRESSURE	YES
HIGH COOLANT TEMP	YES
LOW COOLANT	YES
OVER/UNDER SPEED	YES
OVER CRANK	YES
CAN ECU SHUTDOWN	YES
ENGINE MAINTENANCE CODES	YES
GENSET DISPLAY/PROTECTION	
VOLTAGE (L-N & L-L)	YES
OVER/UNDER VOLTAGE	YES
FREQUENCY	YES
OVER/UNDER FREQUENCY	YES
AMP DISPLAY/SHUTDOWN	YES
PHASE IMBALANCE	DISABLED
KW, KVA, KVARH DISPLAY	YES
KWH, KVAH, KVARH DISPLAY	YES
GENERATOR PHASE SEQUENCE	OPTIONAL

SHIPPING

SHIPPING DIMENSIONS (L x W x H)	89" x 43" x 72"
SHIP WEIGHT WITHOUT TANK	2,220 LBS
FREIGHT CLASS	70

ROCKER MANUAL START

ENGINE	
LOW OIL PRESSURE	SHUTDOWN
HIGH COOLANT TEMP	SHUTDOWN
OVER CRANK	SHUTDOWN
CAN ECU	DISPLAY/SHUTDOWN
GENSET	
VOLTAGE (L-L)	DISPLAY

ADDITIONAL DISPLAYS/PROTECTIONS	
EXTERNAL E-STOP	CUSTOMER SUPPLIED
BATTERY VOLTAGE	YES
BATTERY OVER/UNDER VOLTAGE	YES
COMMUNICATIONS	
USB CONNECTABLE	YES
RS232/RS485	YES
REMOTE DISPLAY PANEL	OPTIONAL
DSE WEB NET	OPTIONAL
ADDITIONAL FEATURES	
AUDIBLE ALARM	YES
ENGINE EXERCISER	DISABLED
MAINTENANCE INTERVAL TIMER	DISABLED
LOAD SHEDDING/DUMMY	DISABLED
CONFIGURABLE INPUTS	4 (EXPANDABLE)
CONFIGURABLE OUTPUTS	4 (EXPANDABLE)
EVENT LOG	250

Specifications are subject to change without notice.

