

RA Series Transfer Switches



The RA automatic transfer switch is integrated with the RS series generator set. These products are listed to UL 1008, the Standard for Transfer Switch Safety. The switch and generator set combination is specifically designed for a simplified, quicker installation.

These Quiet Connect UL 1008 switches are suitable for Standby power systems in residential and light commercial applications. These RA products adhere to National Electrical Code (NEC) and National Fire Protection Association (NFPA) requirements.

The RA transfer switch monitors utility power 24 hours a day and 7 days a week. When utility power becomes unsatisfactory or fails; the generator set is signalled to start, then automatically transfers the load. When stable utility voltage returns, the transfer switch will automatically switch the electrical load from the generator to the utility. The homeowner requires no action.

The RA switch is also available in service entrance models. A service entrance version is also UL 1008 listed and makes use of a UL 489 listed circuit breaker. 100A and 200A Non-service entrance switch is certified under CSA C22.2.

Features

Mechanically interlocked contactor

- Long-life, high pressure, silver alloy contact resists burning and pitting
- A powerful and economical solenoid drives the mechanism

UL 489 Listed circuit breaker

Solid bus bar connection

- Between circuit breaker and transfer switch

Neutral and ground bar

- Fully rated
- Bonding jumper on neutral and ground
- Silver plated copper ground and neutral bus

Ease of connection

- Solderless screw type terminals for external power connections

Aluminium Enclosure

- NEMA Type 3R rated

Transfer Switch Mechanism

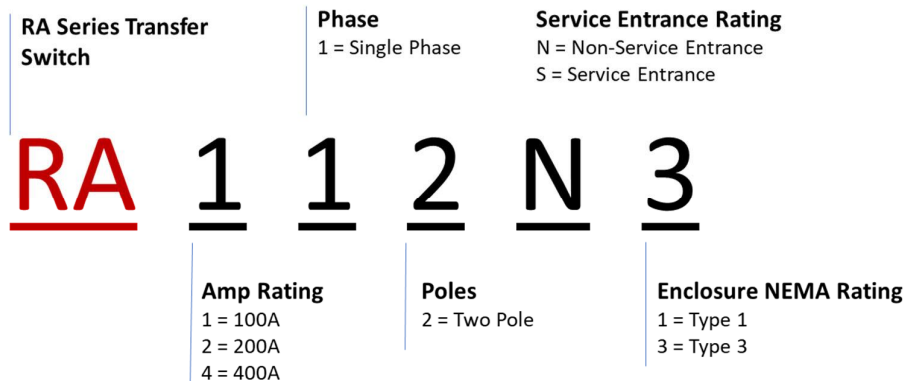


- A powerful and economical solenoid powers RA Transfer Switches.
- Independent break-before-make action is common for 2-pole.
- Mechanical interlock prevents simultaneous closing of normal and emergency contacts.
- Electrical interlocks prevent simultaneous closing signals to normal and emergency contacts and interconnection of normal and emergency sources through the control wiring.
- Long-life, high pressure, silver alloy contacts resist burning and pitting. Contacts are mechanically held in both normal and emergency positions for reliable, quiet operation.

Specifications

Voltage rating	Transfer switches up to 240 VAC, 50 Hz or 60 Hz.
Amperage rating	Transfer switches rated for 100, 200 and 400 A Continuous amperes.
Arc interruption	Multiple leaf arc chutes cool and quench the arcs. Barriers prevent interphase flashover.
Neutral bar	A full current-rated neutral bar is standard on enclosed 2-pole transfer switches.
Auxiliary contacts	Two contacts rated at 5 A Continuous at 100 VAC or 2.5 A Continuous at 200 VAC (one for each source) are provided for customer use. Wired to terminal block for easy access.
Storage temperature	-25 °C (-13 °F) to 55 °C (131 °F)
Humidity	Up to 90% @ 20 °C
Altitude	Up to 2,000 m (6,561 ft) without derating.
Total transfer time (source-to-source)	Will not exceed 100 m/secs with normal voltage applied to the actuator.
Manual operation handles	Transfer switches are equipped with a removable operating handle which allows operation during servicing in order to facilitate troubleshooting with sources of power disconnected.

Model Naming Convention



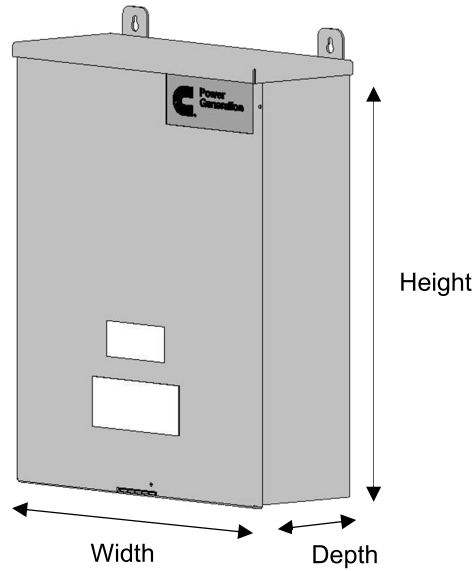
UL 1008 Withstand and Closing Ratings

Transfer switch Amperes	Coordinated molded case breakers
100 A	22,000
200 A	22,000
100 A SE	10,000
200 A SE	10,000
400 A	35,000
400 A SE	35,000

Enclosures

Wire bend space complies with NEC.

Dimensions - Transfer Switch in UL type 3R Enclosure



Model and Amp rating	Height		Width		Depth		Weight		Outline drawing
	in.	mm	in.	mm	in.	mm	lb	kg	
RA112N3 (AL)	24.2	613	17.2	437	6.2	159	31	14	A064E337
RA212N3 (AL)	26.9	683	18.4	467	6.2	159	35	16	A064E337
RA112S3 (AL)	22.7	577	20	507	7	179	46	21	A064E337
RA212S3 (AL)	22.7	577	20	507	7	179	46	21	A064E337
RA412N3 (AL)	36.9	937	24.9	633	11.1	282	64.5	29.3	A049Z141
RA412S3 (AL)	47.9	1217	23.4	594	11.3	287	95.6	43.4	A049Z141

Transfer Switch Lug Capacities

Model and Amp rating	Size
100 A	#14 AWG to 2/0 CU/AL
200 A	#6 AWG to 300 MCM CU/AL
400 A	3/0 to 600 MCM and #4 to 250 MCM

Service Entrance Transfer Switch Lug Capacities

Model and Amp rating	Size		
	Utility	Load, neutral and generator	Ground
100 A SE	#4 AWG to 300 MCM CU/AL	#14 AWG - 2/0 CU/AL	#14 AWG - 1/0 CU/AL
200 A SE	#4 AWG to 300 MCM CU/AL	#6 AWG - 300 MCM CU/AL (transfer switch and neutral only) #14 AWG - 2/0 CU/AL (generator)	#14 AWG - 1/0 CU/AL
400 A SE	#2 to 250 MCM	3/0 to 600 MCM	#6 to 3/0





Submittal Details

Description	Part #	Rating	Voltage	Enclosure
RA112N3	A064G345	100 A	120/240 V 1 phase	3R (Aluminum)
RA212N3	A064G376	200 A	120/240 V 1 phase	3R (Aluminum)
RA112S3	A064G545	100 A SE	120/240 V 1 phase	3R (Aluminum)
RA212S3	A064G549	200 A SE	120/240 V 1 phase	3R (Aluminum)
RA412N3	A050W633	400 A	120/240 V 1 phase	3R (Aluminum)
RA412S3	A050W853	400 A SE	120/240 V 1 phase	3R (Aluminum)

Cummins Generator Set Models Using RA Transfer Switches

NG/LPV		Diesel
RS13A, RS17A, RS20A, RS20AC		C20 D6
RS13AE, RS17AE, RS20AE, RS20ACE		C30 D6
RS25	RS60	C50 D6
RS30	RS80	C80D6C
RS36	RS100	C100D6C
RS40	RS125	
RS50	RS150	

Certifications

	All switches are UL 1008 Listed with UL Type Rated cabinets and UL Listed CU-AL terminals.
	All switches comply with NEMA ICS 10.
	All switches comply with NFPA 70.
	All Non-Service switches are CSA C22.2 certified.

**For more information contact your local Cummins distributor
or visit power.cummins.com**

**Cummins Inc.
Box 3005
Columbus, IN 47202-3005
U.S.A.**

1-800-CUMMINS™ (1-800-286-6467)
cummins.com

NAS-5810-EN (7/21)

©2021 Cummins Inc.



ALWAYS ON