



DCA150SSJU4F2

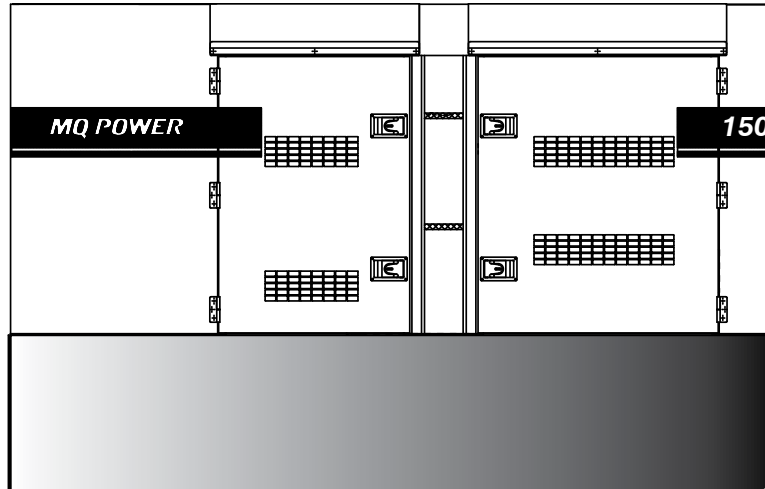
MQ POWER Whisperwatt™ Series

WhisperWatt™ 150

Prime Rating — 120 kW (150 kVA)

Standby Rating — 132 kW (165 kVA)

3-Phase, 50/60 Hertz, 0.8 PF



STANDARD FEATURES

- Heavy duty, 4-cycle, electronic direct injection, turbocharged, charged air cooler, variable speed fan, 1000W block heater, diesel engine provides maximum reliability.
- EPA emissions certified — Tier 4 Final emissions compliant.
- Microprocessor engine control system maintains frequency to $\pm 0.25\%$.
- Full load acceptance of standby nameplate rating in a single step.
- Fuel/water separator. Removes condensation from fuel for extended engine life. Panel mounted alarm light included.
- Sound attenuated, weather resistant, steel housing provides operation at 66 dB(A) at 23 feet. Fully lockable enclosure allows safe unattended operation.
- E-coat and powder coat paint provides durability and weather protection.
- UN31A internal fuel tank with direct reading fuel gauges are standard.
- Spill Containment — Bunded design protects environment by capturing up to 110% of engine fluids.
- Brushless alternator reduces service and maintenance requirements and meets temperature rise standards for Class F insulation systems.
 - Open delta alternator design provides virtually unlimited excitation for maximum motor starting capability.
 - Automatic voltage regulator (AVR) provides precise regulation.
- Fully covered power panel. Three-phase terminals and single phase receptacles allow fast and convenient hookup for most applications including temporary power boxes, tools and lighting equipment. All are NEMA standard.
- ECU845 microprocessor-based digital generator controller.
 - Remote 2-wire start/stop control.
 - High visibility LCD display with heated screen and alphanumeric readout.
 - Operational temperature range of -40° to 85° C.
 - AC monitoring along with fuel and DEF level indicators.
- Digital engine gauges including oil pressure, water temperature, battery volts, engine speed, engine load, fuel level and DEF fluid level.
- Analog generator instrumentation including AC ammeter, AC voltmeter, frequency meter, ammeter phase selector switch, voltmeter phase selector switch, and voltage regulator adjustment potentiometer.
- Dual frequency capability allows for operation at 50 Hz or 60 Hz.
- Automatic safety shutdown system monitors the water temperature, engine oil pressure, low coolant, low DEF, overspeed, and overcrank. Warning lights indicate abnormal conditions.
- Emergency stop switch — When manually activated, shuts down generator in the event of an emergency.



DCA150SSJU4F2

MQ POWER Whisperwatt™ Series

SPECIFICATIONS

Generator Specifications		
Design	Revolving field, self-ventilated Drip-proof, single bearing	
Armature Connection	Star with Neutral	Zig Zag
Phase	3	Single
Standby Output	132 KW (165 KVA)	95 KW
Prime Output	120 KW (150 KVA)	87 KW
3Ø Voltage (L-L/L-N) Voltage Selector Switch at 3Ø 240/139	208Y/120, 220Y/127, 240Y/139	N/A
3Ø Voltage (L-L/L-N) Voltage Selector Switch at 3Ø 480/277	416Y/240, 440Y/254, 480Y/277	N/A
1Ø Voltage (L-L/L-N) (Voltage Selector Switch at 1Ø 240/120)	N/A	240/120
Power Factor	0.8	1.0
Voltage Regulation (No load to full load)	±0.5%	
Generator RPM	1800	
Frequency	60 Hz	
Winding Pitch	2/3	
No. of Poles	4	
Excitation	Brushless with AVR	
Frequency Regulation: No Load to Full Load	Isochronous under varying loads from no load to 100% rated load	
Frequency Regulation: Steady State	±0.25% of mean value for constant loads from no load to full load.	
Insulation	Class F	
Sound Level dB(A) Full load at 23 feet	66	

Engine Specifications	
Make / Model	John Deere / 6068HFG05
Emissions	EPA Tier 4 Final Certified
Starting System	Electric
Design	4-cycle, water cooled, direct injection, turbocharged, charged air cooled, EGR, DOC, and SCR.
Displacement	414.96 in ³ (6.8 liters)
No. cylinders	6
Bore x Stroke	4.17 x 5.0 in. (106 x 127 mm)
Gross Engine Power Output	215 hp (160 kW)
BMEP	210 psi (1446 kPa)
Piston Speed	1500 ft/min (7.62 m/s)
Compression Ratio	17.2 : 1
Engine Speed	1800 rpm
Overspeed Limit	2070 rpm
Oil Capacity	8.58 gallons (32.5 liters)
Battery	12V 150Ah x 1

Fuel System		
Recommended Fuel	ASTM-D975-No.1 & No.2-D*	
Maximum Fuel Flow (per hour)	37.5 gallons (142 liters)	
Maximum Inlet Restriction (Hg)	8.9 in (225 mm)	
Fuel Tank Capacity	319 gallons (1210 liters)	
Fuel Consumption	gph	lph
At full load	8.9	33.7
At 3/4 load	7.21	27.3
At 1/2 load	5.42	20.5
At 1/4 load	3.94	14.9
DEF Tank Capacity	29.7 gallons (112.4 liters)	

* - Use ultra-low sulfur diesel fuel.

Cooling System	
Fan Load	6.4 hp (4.8 kW)
Coolant Capacity (with radiator)	12.9 gallons (48.7 liters)
Coolant Flow Rate (per minute)	111 gallons (420 liters)
Heat Rejection to Coolant (per minute)	6,375 Btu (6.72 MJ)
Maximum Coolant Friction Head	7.3 psi (50 kPa)
Maximum Coolant Static Head	78.7 ft. (24.1 m)
Ambient Temperature Rating	104°F (40°C)

Air	
Combustion Air	403 cfm (11.4 m ³ /min)
Maximum Air Cleaner Restriction	25 in. H ₂ O (6.25 kPa)
Alternator Cooling Air	1352 cfm (38.3 m ³ /min)
Radiator Cooling Air	7,050 cfm (200 m ³ /min)

Exhaust System	
Gas Flow (full load)	812 cfm (23 m ³ /min)
Gas Temperature	685°F (363°C)
Maximum Back Pressure	39 in. H ₂ O (9.7 kPa)

Amperage	
Rated Voltage	Maximum Amps
1Ø 120 Volt	333.3 Amps (4 wire) 361 Amps x 2 (Zigzag)
1Ø 240 Volt	166.7 Amps (4 wire) 361 Amps (Zigzag)
3Ø 240 Volt	361 Amps
3Ø 480 Volt	180 Amps
Main Line Circuit Breaker Rating	400 Amps
Over Current Relay Trip Set Point 480V Mode Only	180 Amps

WARRANTY*

John Deere Engine

12 months from date of purchase with unlimited hours or 24 months and prior to the accumulation of 2000 hours (whichever occurs first).

Generator

24 months from date of purchase or 2000 hours (whichever occurs first).

Trailer

12 months excluding normal wear items.

*Refer to the express written, one-year limited warranty sheet for additional information.

NOTICE

Specifications sheet is subject to change and is not intended for use in installation design.



DCA150SSJU4F2

MQ POWER Whisperwatt™ Series

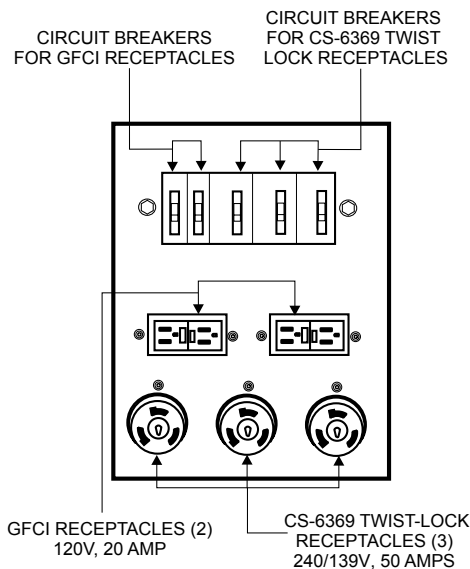
MQ POWER DECIBEL LEVELS

Our soundproof housing allows substantially lower operating noise levels than competitive designs. WhisperWatts are at home on construction sites, in residential neighborhoods, and at hospitals — just about anywhere.

- 90 — Subway / truck traffic
- 80 — Average city traffic
- 70 — Inside car at 60 mph
- 60 — Air conditioner at 20 feet
- 50 — Normal conversation



GENERATOR OUTPUT PANEL



OPTIONAL GENERATOR FEATURES

- **Parallel Controls** — provides the ability to connect multiple generators together into a single power generation system.
- **PowerBalance™** — designed to assist generators when operating under low temperature and/or low load conditions to insure peak performance.
- **Battery charger** — provides fully automatic and self-adjusting charging to the generator's battery system.
- **Crankcase Vent Blanket with Heating Element** — insures proper crankcase ventilation in freezing conditions. (Unit comes standard with a non-heated crankcase blanket)
- **Heavy-Duty Batteries** — long life batteries provide extra engine cranking power.
- **Trailer mounted package** — meets National Highway Traffic Safety Administration (NHTSA) regulations. Trailer is equipped with electronic or surge brakes on all axles.

OPTIONAL CONTROL FEATURES

- **Audible alarm** alerts operator of abnormal conditions.

OPTIONAL FUEL CELL FEATURES

- **Sub-base fuel cells (double wall)** — additional fuel cell for extended runtime operation. Contains a leak sensor, low fuel level switch, and a secondary containment tank. UL142 listed.
- 12 hours of minimum run time.
- 24 hours of minimum run time.

OPTIONAL OUTPUT CONNECTIONS

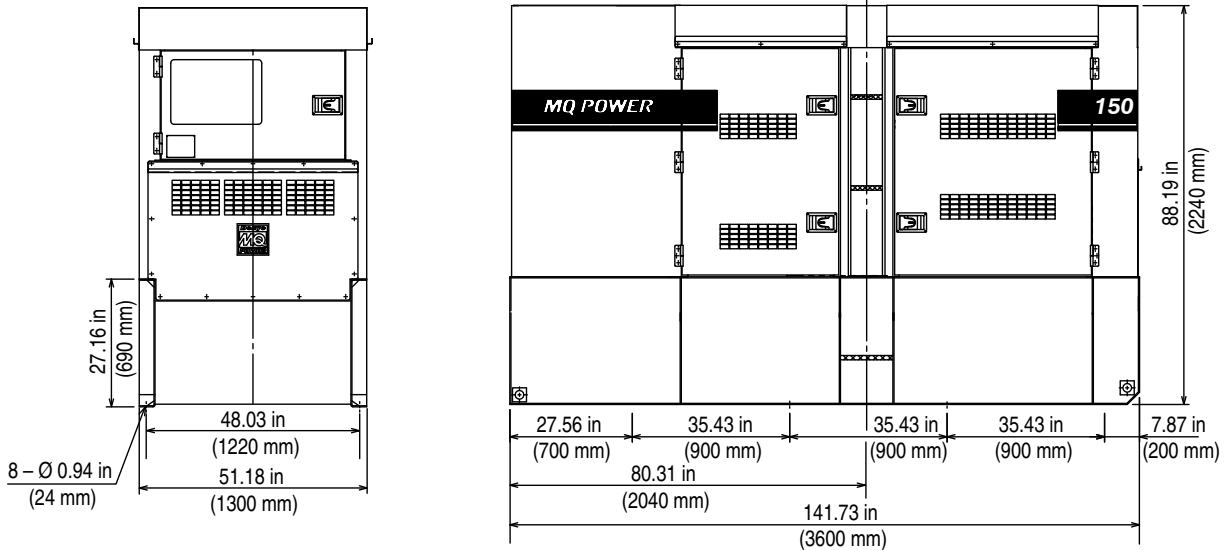
- **Cam-Lok Connectors** — provides quick disconnect alternative to bolt-on connectors.
- **Pin and Sleeve Connectors** — provides industry standard connectors for all voltage requirements.
- **Output Cable** — available in any custom length and size configuration.



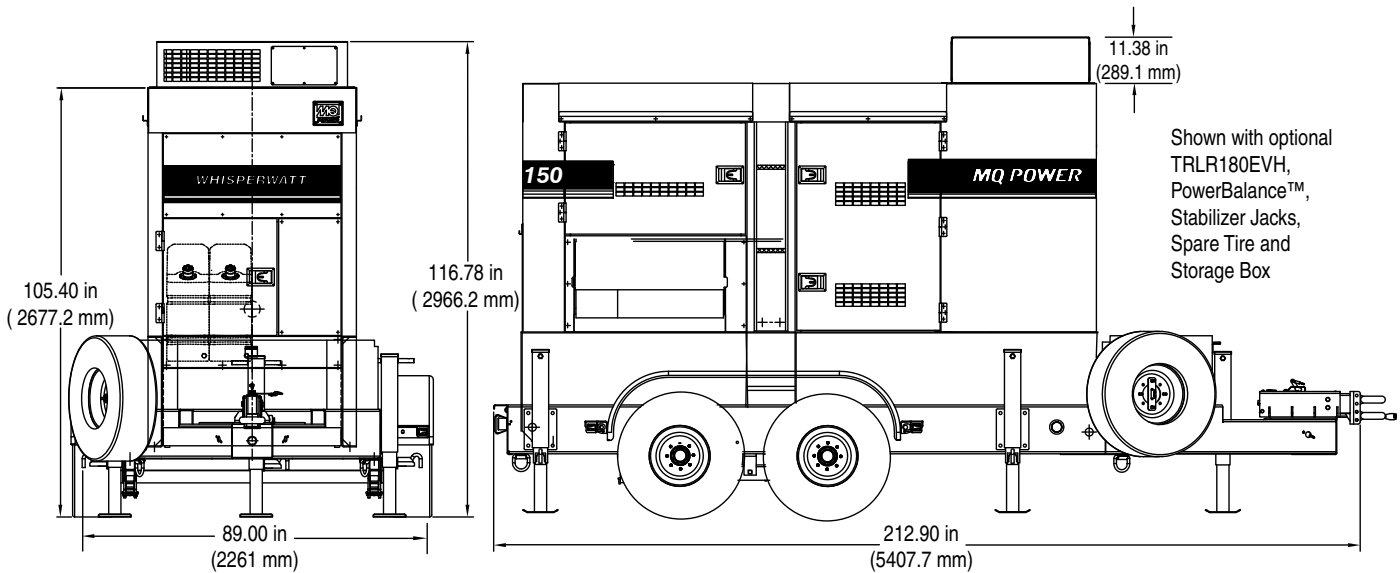
DCA150SSJU4F2

MQ POWER Whisperwatt™ Series

SKID-MOUNT DIMENSIONS



TRAILER-MOUNT DIMENSIONS



DCA150SSJU4F2 Weights*

Dry Weight	8,201 lbs. (3,720 kg)
Wet Weight	10,869 lbs. (4,930 kg)
Max. Lifting Point Capacity	16,500 lbs. (7,483 kg)

* Weights do not include options.

DCA150SSJU4F2 and TRLR180EV Weights*

Dry Weight (with TRLR180EV)	10,761 lbs. (4,881 kg)
Wet Weight (with TRLR180EV)	13,429 lbs. (6,091 kg)

Generator can be placed on MQ Trailer Model TRLR180EV (H/E) and TRLR220EV (H/E).

NOTICE

Features and Specifications are subject to change without notice.



MULTIQUIP
 POST OFFICE BOX 6254
 CARSON, CA 90749
 310-537-3700 • 800-883-2551
 FAX: 310-604-3831
 E-MAIL: sales@multiquip.com
 WEBSITE: www.multiquip.com