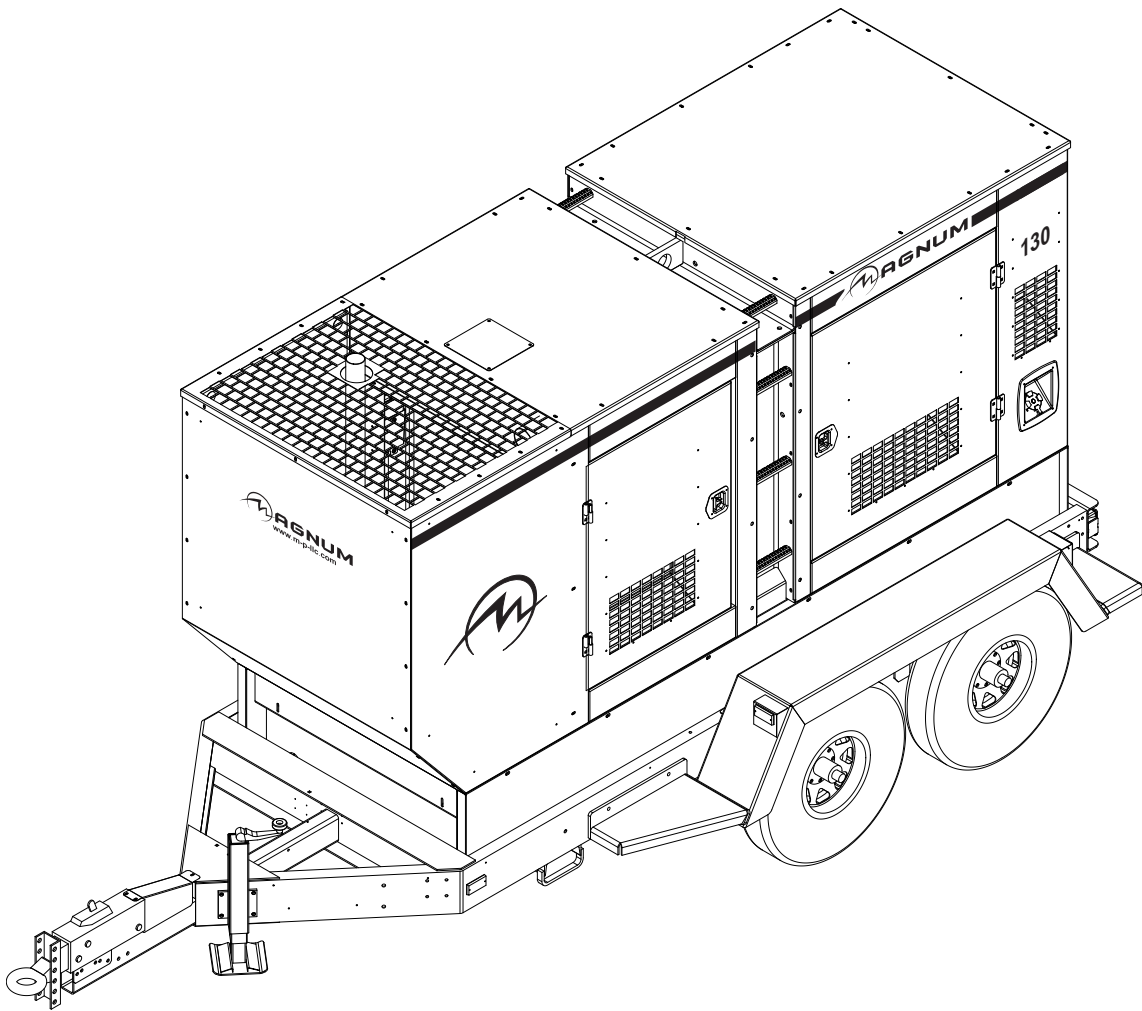




# DIESEL GENERATOR MMG130D



## PARTS MANUAL

## INTRODUCTION

Before servicing this machine, make sure the engine start switch is turned to “OFF/O”, the circuit breakers are open (“OFF/O”), the emergency stop switch is closed (pushed in), and the negative (-) terminal on the battery is disconnected. Attach a “DO NOT START” sign to the control panel. This will notify everyone that the unit is being serviced and will reduce the chance of someone inadvertently trying to start the unit. If the unit is connected to a remote start or transfer switch, make sure the remote switch is also off and tagged.

### **▲ WARNING**

**Before operating or servicing this equipment, read and understand the Magnum Operating Manual which was included with the unit when shipped from the factory. Failure to do so increases the risk of injury to yourself or others.**

## **MAGNUM POWER PRODUCTS LLC**

**215 Power Drive • Berlin, WI 54923**

**U.S.A.**

**Phone: 920-361-4442**

**FAX: 920-361-4416**

**Toll Free: 1-800-926-9768**

**www.m-p-llc.com**

**For technical or parts QUESTIONS, please contact the Magnum Power Products LLC Customer Support or Technical Support team at 1-800-926-9768. Please have your serial number available.**

**To ORDER SERVICE PARTS, please contact the dealer from which you purchased the unit, or call Magnum Power Products LLC to locate a dealer in your area.**

Engine Make: \_\_\_\_\_

Engine Serial Number: \_\_\_\_\_

Engine Model Number: \_\_\_\_\_

Generator Make: \_\_\_\_\_

Generator Model Number: \_\_\_\_\_

Generator Serial Number: \_\_\_\_\_

Unit Model Number: \_\_\_\_\_

Unit Serial Number: \_\_\_\_\_

### **▲ WARNING**

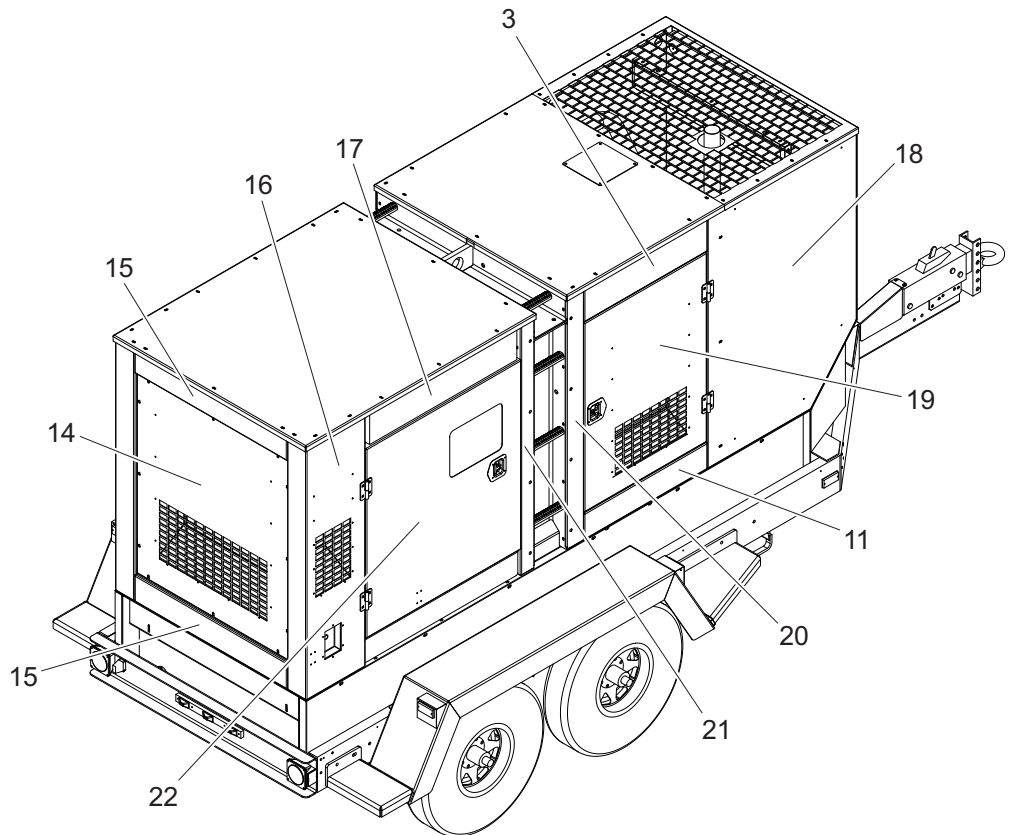
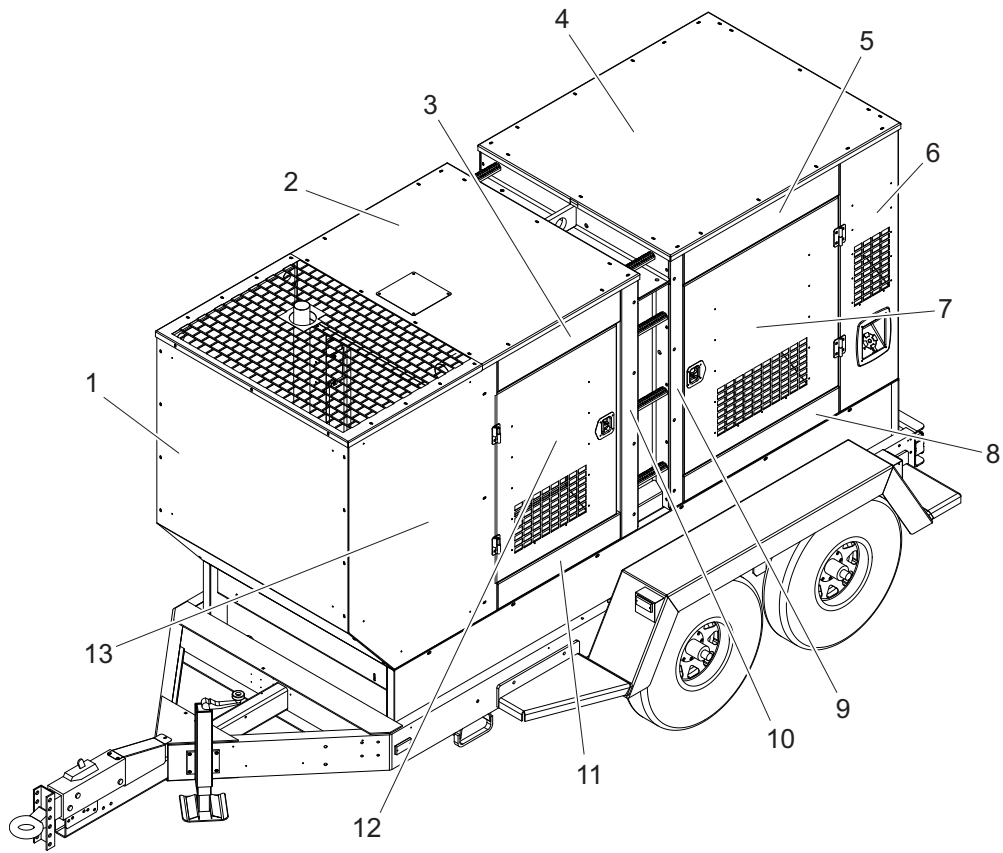
#### **CALIFORNIA PROPOSITION 65 WARNING:**

**Diesel engine exhaust and some of its constituents are known to the state of California to cause cancer, birth defects and other reproductive harm.**

# TABLE OF CONTENTS

	Page
INTRODUCTION .....	2
ENCLOSURE PANELS .....	4
UNIT DECALS - EXTERIOR .....	6
UNIT DECALS - LEFT SIDE INTERIOR .....	7
UNIT DECALS - RIGHT SIDE INTERIOR .....	8
UNIT DECALS - CONTROL BOX .....	9
DOORS, ROOF, FRONT AND REAR PANELS TO UNIT .....	10
LEFT FRONT DOOR ASSEMBLY .....	12
LEFT REAR DOOR ASSEMBLY .....	14
RIGHT FRONT DOOR ASSEMBLY .....	16
CONTROL DOOR ASSEMBLY .....	18
ROOF ASSEMBLY .....	20
FRONT PANEL ASSEMBLY .....	22
REAR PANEL ASSEMBLY .....	24
END AND SIDE PANELS TO UNIT .....	26
CENTER AND CORNER PANELS TO UNIT .....	28
LEFT REAR CORNER ASSEMBLY .....	30
RIGHT REAR CORNER ASSEMBLY .....	32
LEFT FRONT PANEL ASSEMBLY .....	34
RIGHT FRONT PANEL ASSEMBLY .....	36
CONTROL BOX TO UNIT .....	38
CONTROL BOX ASSEMBLY (1 OF 2) .....	40
CONTROL BOX ASSEMBLY (2 OF 2) .....	42
LEFT CONTROL PANEL ASSEMBLY .....	44
RIGHT CONTROL PANEL ASSEMBLY .....	46
LUG BOX ASSEMBLY .....	48
LUG PLATE ASSEMBLY .....	50
LUG BOX DOOR ASSEMBLY .....	52
OUTLET PANEL ASSEMBLY .....	54
LIFT STRUCTURE TO SKID ASSEMBLY .....	56
LIFT STRUCTURE ASSEMBLY .....	58
AIR FILTER ASSEMBLY .....	60
EXHAUST SYSTEM ASSEMBLY .....	62
COOLING SYSTEM ASSEMBLY .....	64
COOLING SYSTEM HOSES .....	66
ENGINE AND GENERATOR TO SKID ASSEMBLY .....	68
ENGINE ASSEMBLY .....	70
HOTSTART ASSEMBLY OPTION .....	72
ENGINE MOUNT ASSEMBLY .....	74
GENERATOR ASSEMBLY .....	76
GENERATOR BOX ASSEMBLY - STD GEN, 3 POSITION VOLTAGE SELECTOR SWITCH .....	78
GENERATOR BOX ASSEMBLY - STD GEN, 4 POSITION VOLTAGE SELECTOR SWITCH .....	80
GENERATOR BOX ASSEMBLY - SS GEN, 3 POSITION VOLTAGE SELECTOR SWITCH .....	82
GENERATOR BOX ASSEMBLY - SS GEN, 4 POSITION VOLTAGE SELECTOR SWITCH .....	84
SKID ASSEMBLY .....	86
FUEL TANK ASSEMBLY .....	88
TRAILER ASSEMBLY .....	90
AXLE ASSEMBLY .....	92
TRAILER BRAKE LINES .....	94
TRAILER HITCH OPTIONS .....	96
RECOMMENDED SPARE PARTS LIST .....	98
NOTES .....	99

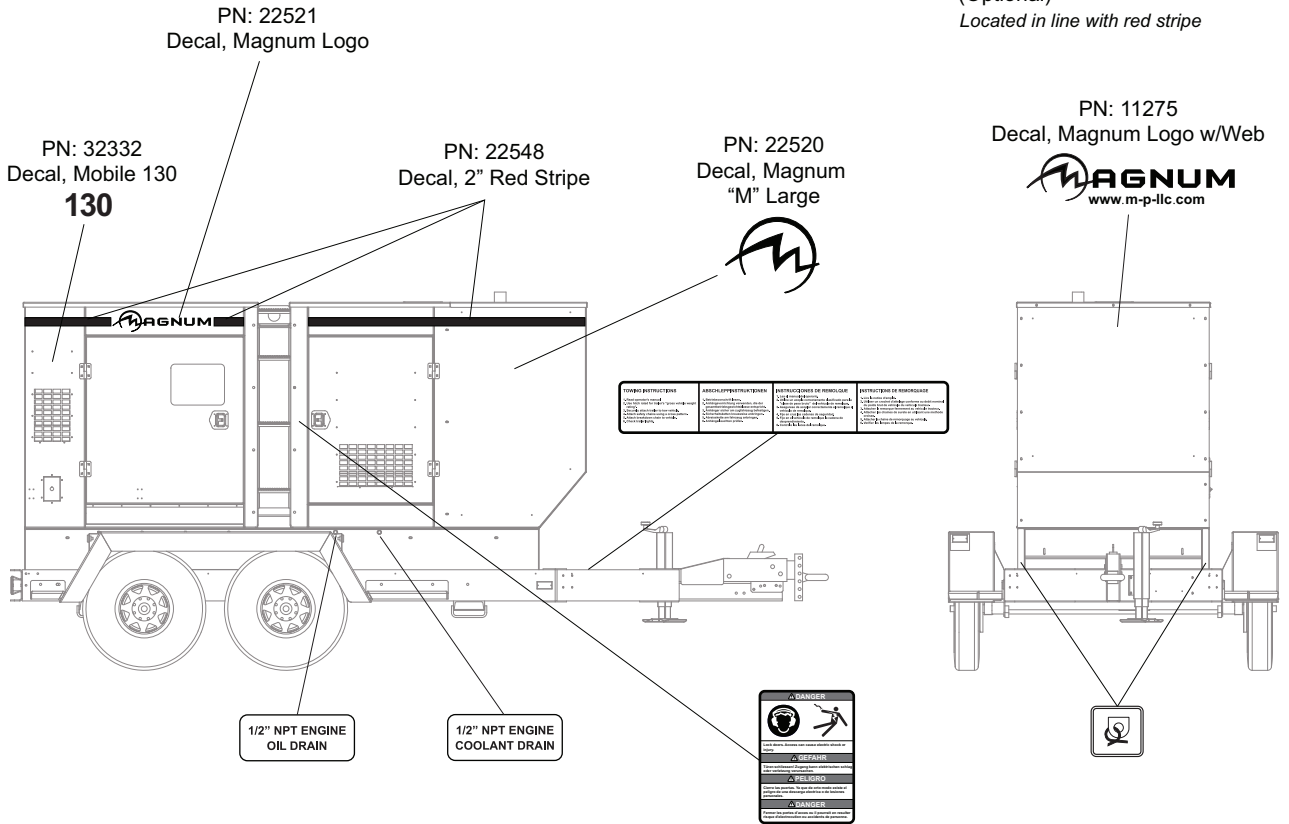
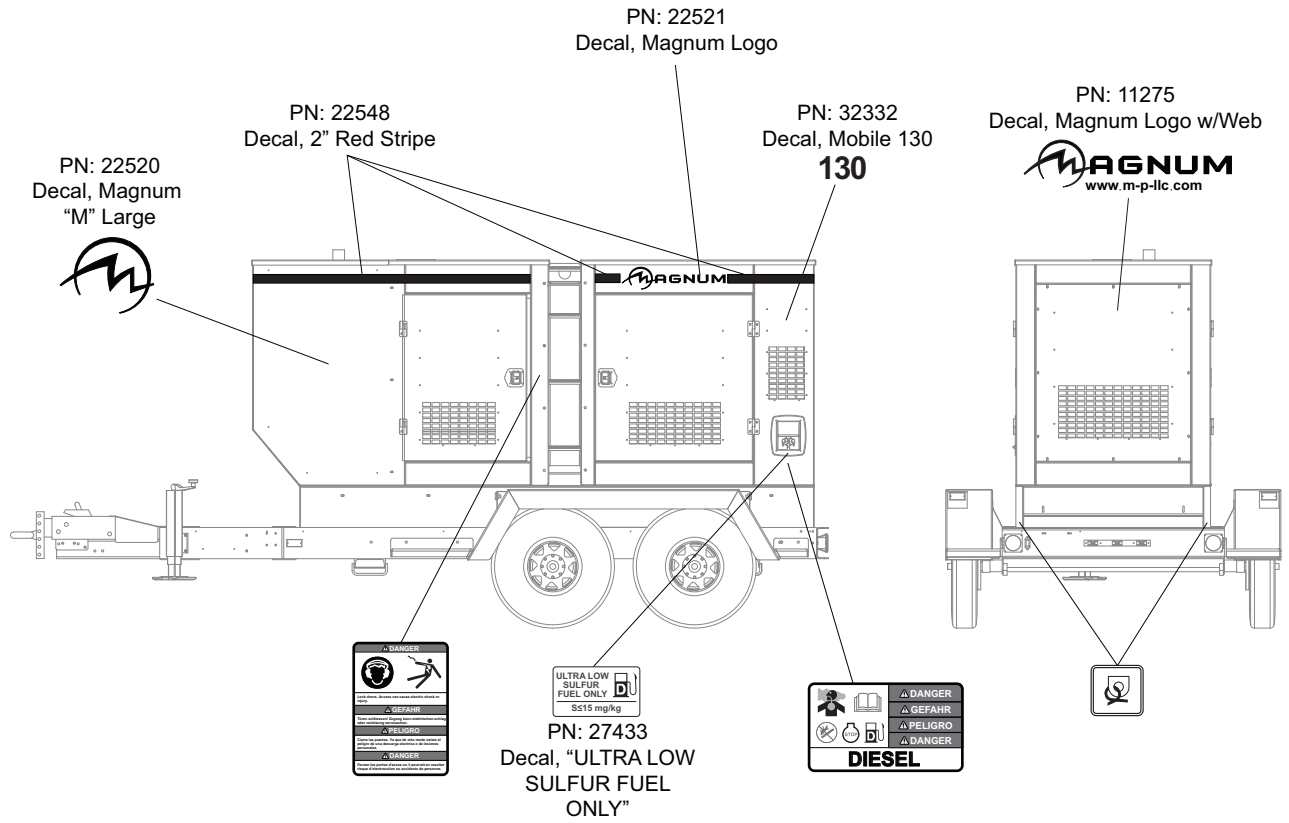
# ENCLOSURE PANELS





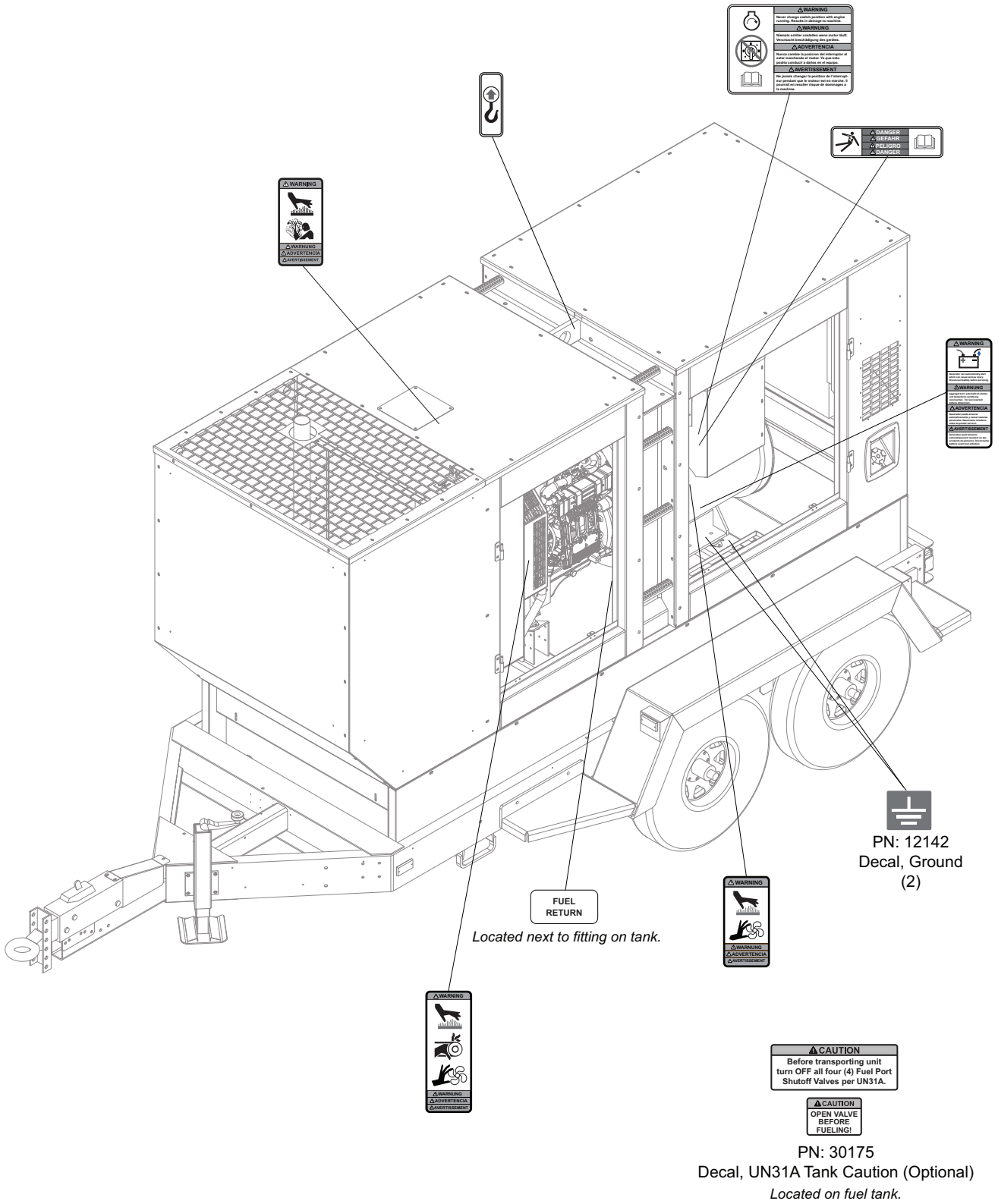
<b>ITEM</b>	<b>PART NO.</b>	<b>QTY</b>	<b>DESCRIPTION</b>
1	<a href="#">Page 22</a>	1	Front panel assembly
2	<a href="#">Page 20</a>	1	Front roof assembly
3	<a href="#">Page 26</a>	2	Front upper panel assembly
4	<a href="#">Page 20</a>	1	Rear roof assembly
5	<a href="#">Page 26</a>	1	Left rear upper panel assembly
6	<a href="#">Page 30</a>	1	Left rear corner assembly
7	<a href="#">Page 14</a>	1	Left rear door assembly
8	<a href="#">Page 26</a>	1	Left rear lower panel assembly
9	<a href="#">Page 28</a>	1	Left rear center panel assembly
10	<a href="#">Page 28</a>	1	Left front center panel assembly
11	<a href="#">Page 26</a>	2	Front lower panel assembly
12	<a href="#">Page 12</a>	1	Left front door assembly
13	<a href="#">Page 34</a>	1	Left front panel assembly
14	<a href="#">Page 24</a>	1	Rear panel assembly
15	<a href="#">Page 26</a>	2	End panel assembly
16	<a href="#">Page 32</a>	1	Right rear corner assembly
17	<a href="#">Page 26</a>	1	Right rear upper panel assembly
18	<a href="#">Page 36</a>	1	Right front panel assembly
19	<a href="#">Page 16</a>	1	Right front door assembly
20	<a href="#">Page 28</a>	1	Right front center panel assembly
21	<a href="#">Page 28</a>	1	Right rear center panel assembly
22	<a href="#">Page 18</a>	1	Control door assembly

# UNIT DECALS - EXTERIOR



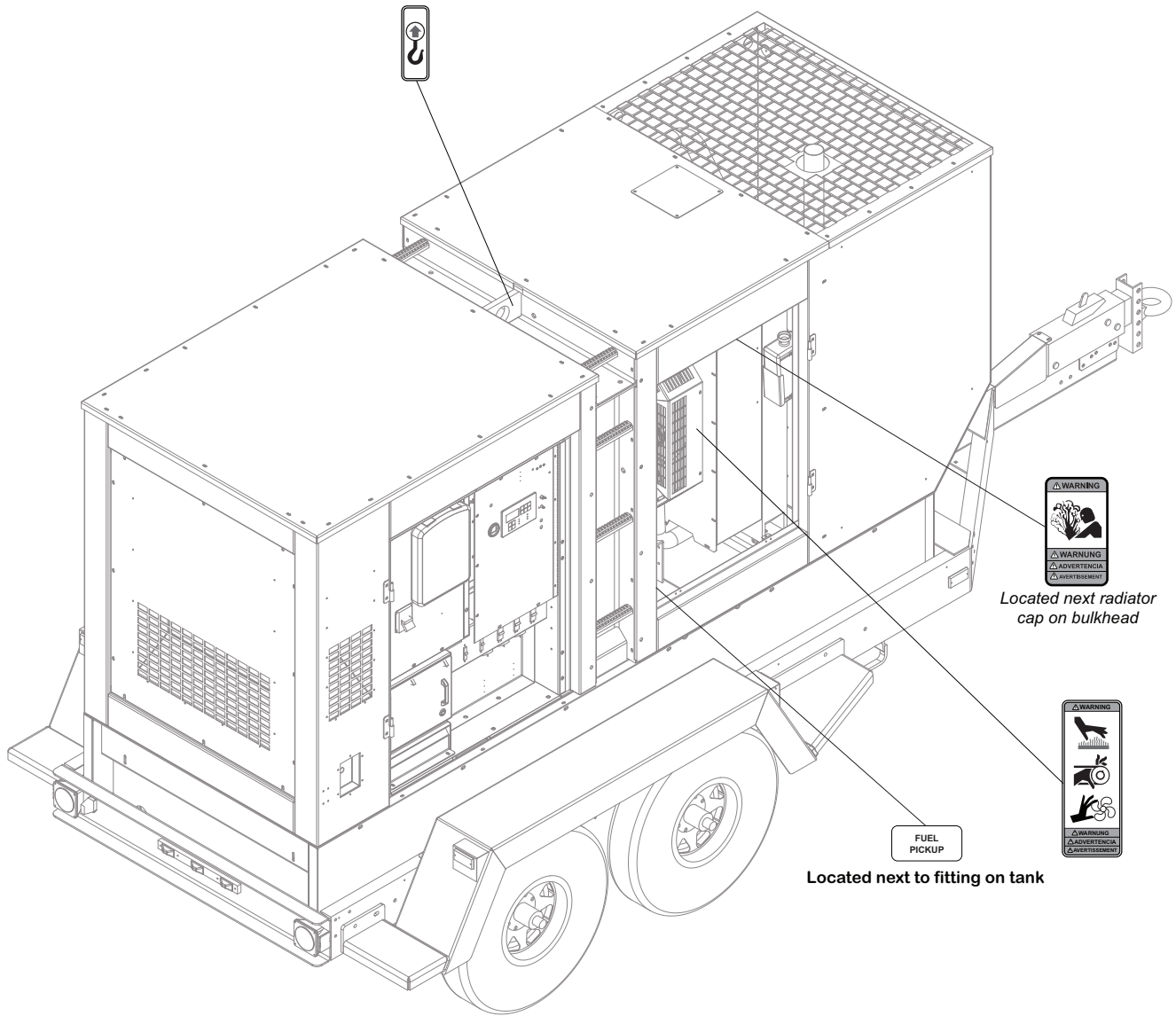
**Note:** All safety and operating decals are located on decal sheet 23599, unless otherwise noted.

# UNIT DECALS - LEFT SIDE INTERIOR



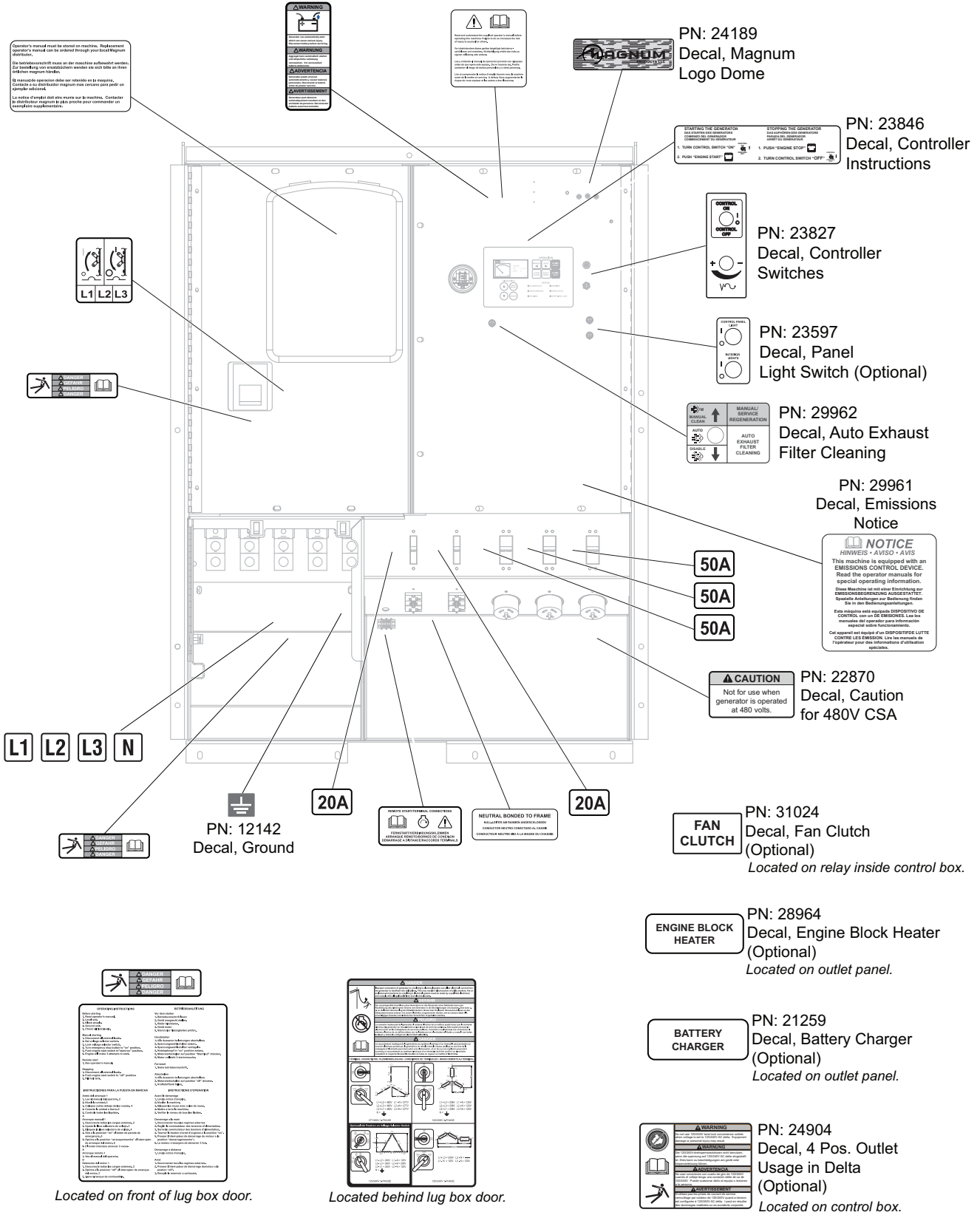
**Note:** All safety and operating decals are located on decal sheet 23599, unless otherwise noted.

# UNIT DECALS - RIGHT SIDE INTERIOR



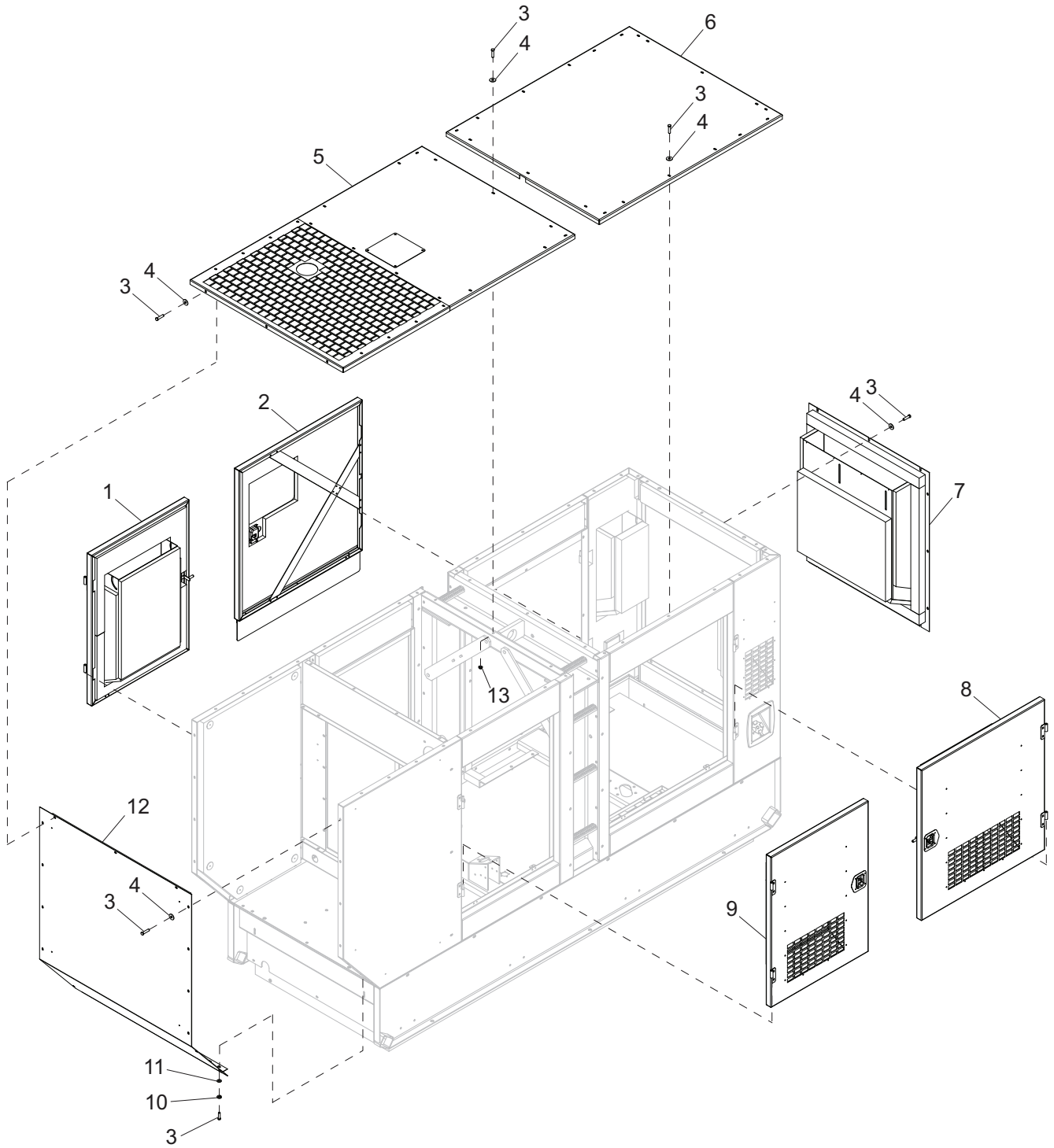
**Note:** All safety and operating decals are located on decal sheet 23599, unless otherwise noted.

# UNIT DECALS - CONTROL BOX



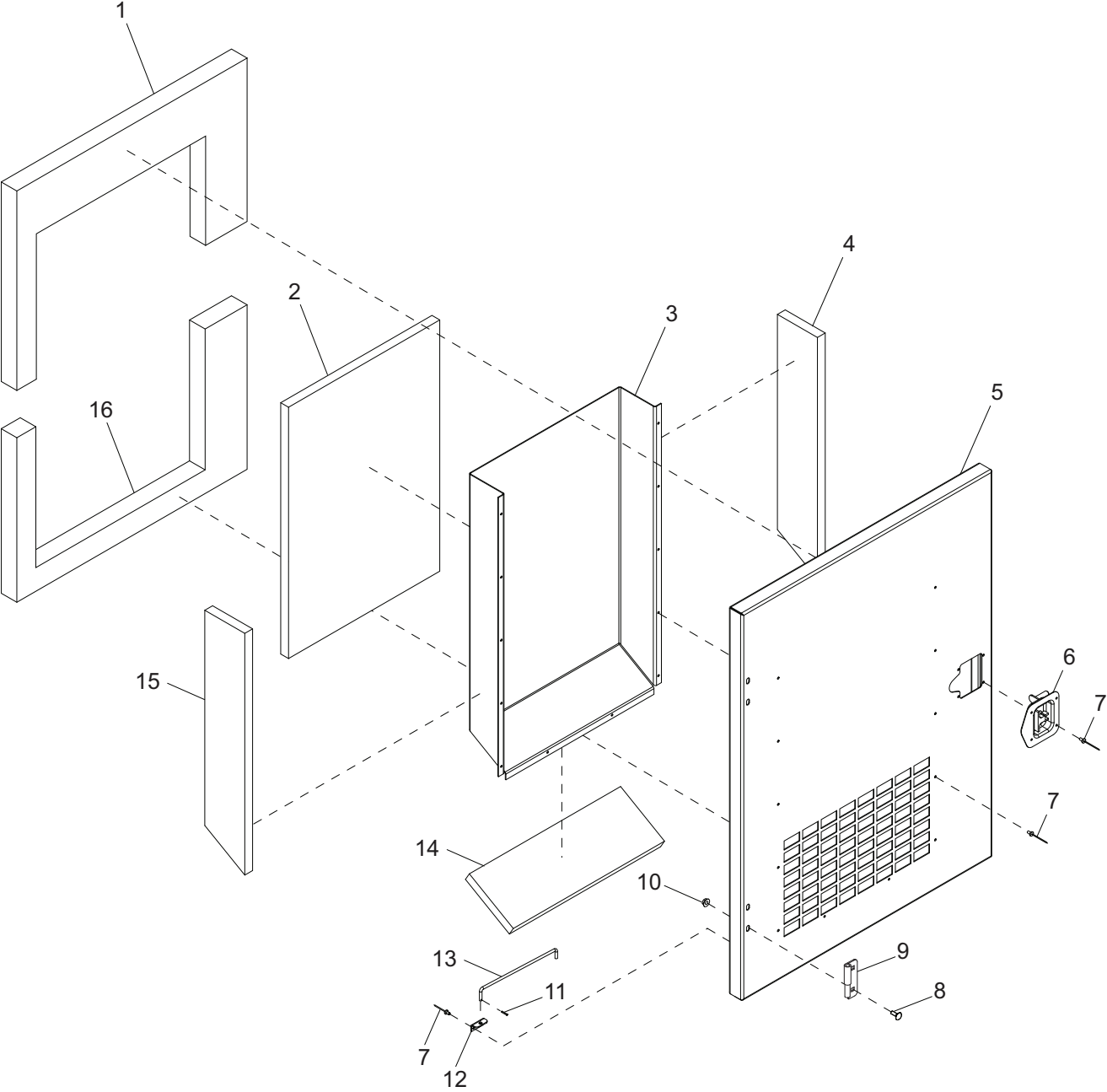
**Note:** All safety and operating decals are located on decal sheet 23599, unless otherwise noted.

# DOORS, ROOF, FRONT AND REAR PANELS TO UNIT



<b>.ITEM</b>	<b>PART NO.</b>	<b>QTY</b>	<b>DESCRIPTION</b>	<b>NOTES</b>
1	<a href="#">Page 16</a>	1	Assembly, right front door	
2	<a href="#">Page 18</a>	1	Assembly, control door	
3	60507	69	Screw, .312-18x1.0 std hex, SS	
4	60452	64	Washer, .313 flat 1.125/1.0, SS	Bonded rubber
5	<a href="#">Page 20</a>	1	Assembly, front roof panel	
6	<a href="#">Page 20</a>	1	Assembly, rear roof panel	
7	<a href="#">Page 24</a>	1	Assembly, rear panel	
8	<a href="#">Page 14</a>	1	Assembly, left rear door	
9	<a href="#">Page 12</a>	1	Assembly, left front door	
10	60701	5	Washer, .312 split lock, SS	
11	60340	5	Washer, .312 flat, SS	
12	<a href="#">Page 22</a>	1	Assembly, front panel	
13	60095	6	Nut, .312-18 sflg	
--	50187	49.50 ft	Seal, door - D-shaped (.750)	Not shown (for doors)
--	50230	10.84 ft	Weatherstripping - .188x.500	Not shown (for front roof panel)
--	50197	28.64 ft	Weatherstripping - .06x1.00	Not shown (for front & rear panels)

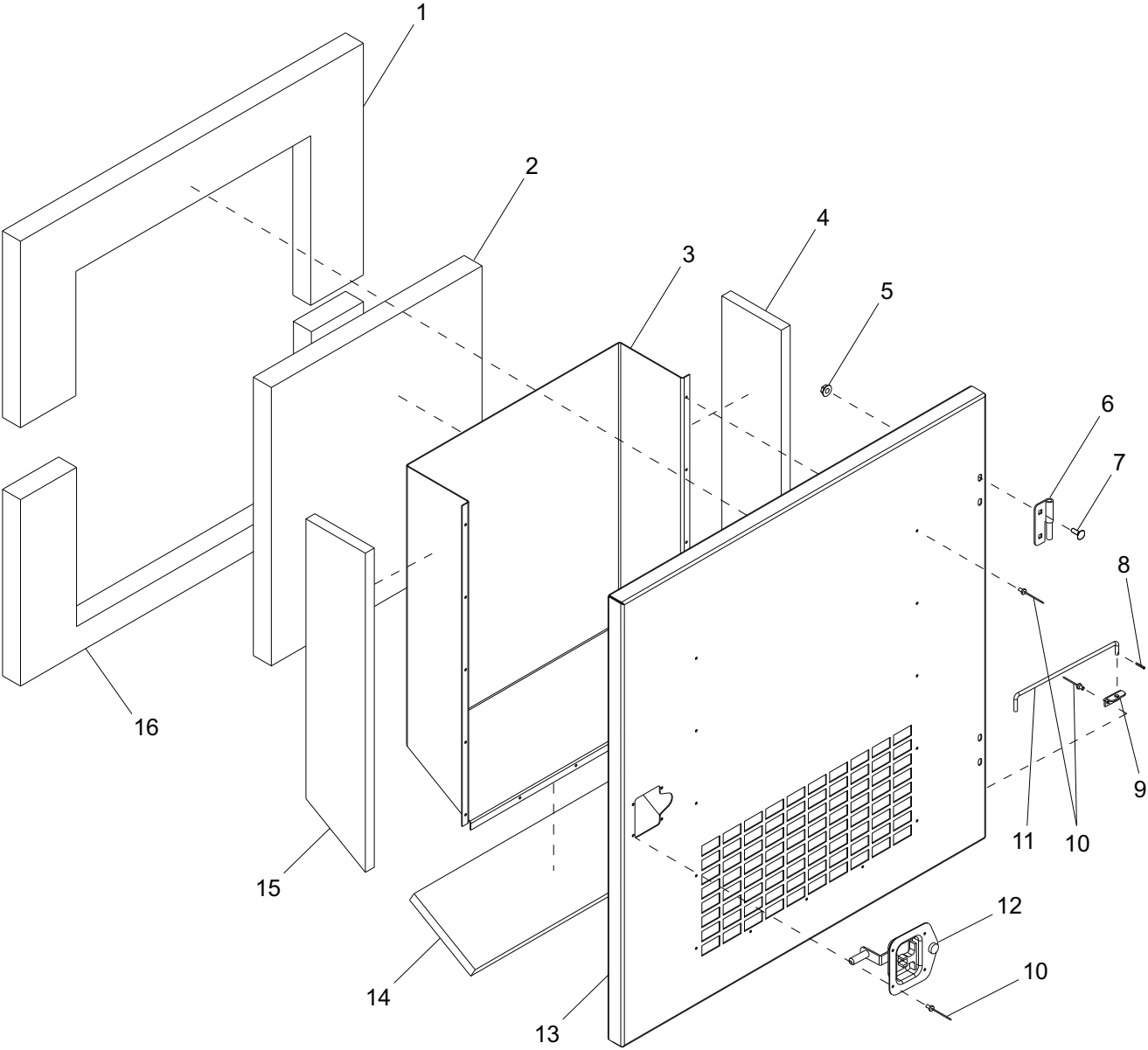
LEFT FRONT DOOR ASSEMBLY





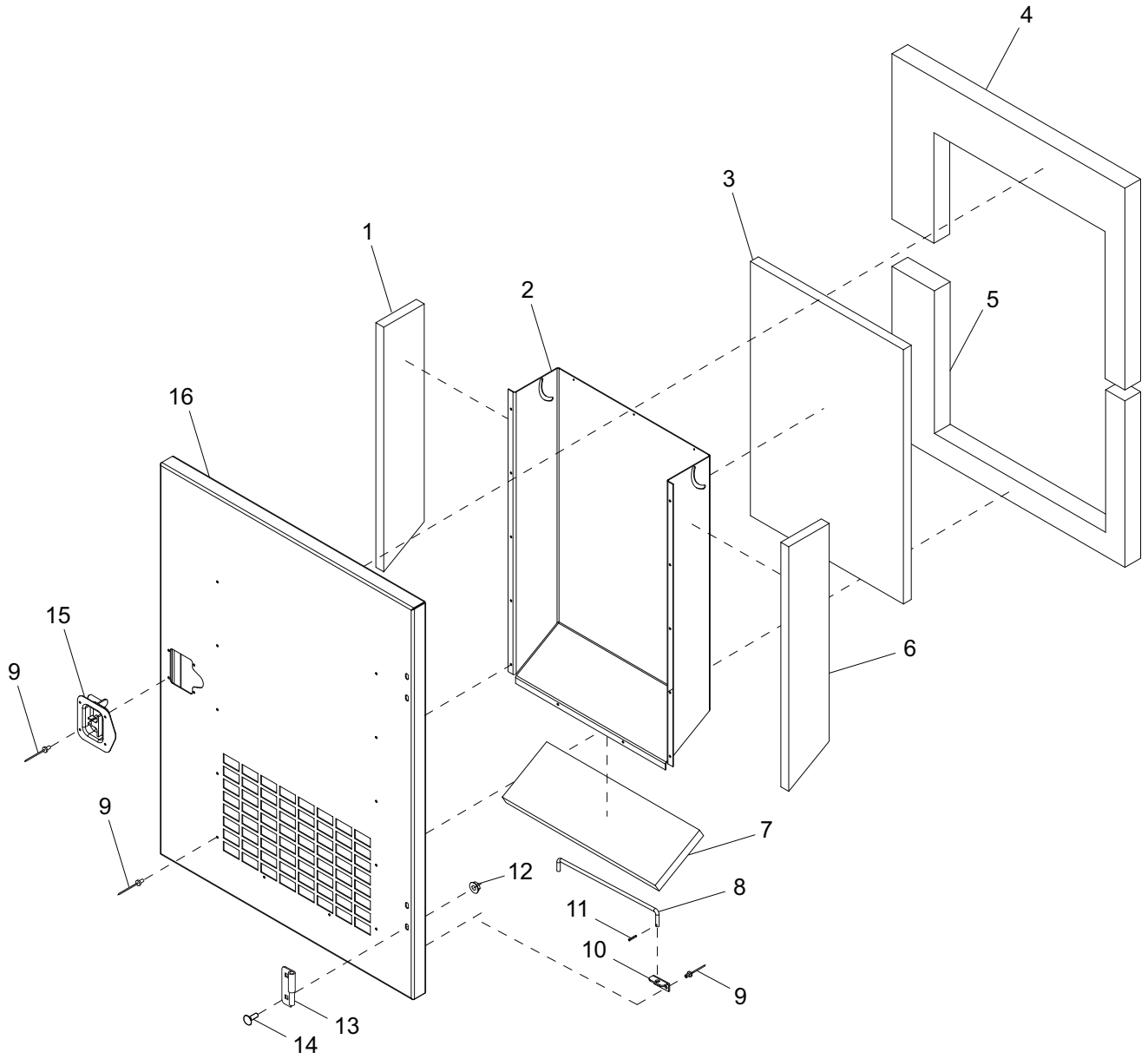
ITEM	PART NO.	QTY	DESCRIPTION	NOTES
1	22193	1	Foam, left front door - upper	
2	22487	1	Foam, door duct - face	
3	26089W	1	Duct, left front door	
4	22485	1	Foam, door duct - left	
5	22160W	1	Door, left front	
6	22497	1	Latch, T-handle - left cw lock	
7	60268	18	Rivet, .188 dia. x .125 to .250 grip, SS	
8	61066	4	Screw, .312-18x1.0 carr sqr, SS	
9	18459	2	Hinge, right (male)	
10	60095	4	Nut, .312-18 sflg	
11	60048	1	Pin, roll .125x.625	
12	20916Z	1	Bracket, prop rod	
13	18900ZC	1	Rod, door prop	
14	22488	1	Foam, door duct - lower	
15	22486	1	Foam, door duct - right	
16	22194	1	Foam, left front door - lower	
--	26090	1	Assembly, left front door	Items 1 - 16

LEFT REAR DOOR ASSEMBLY



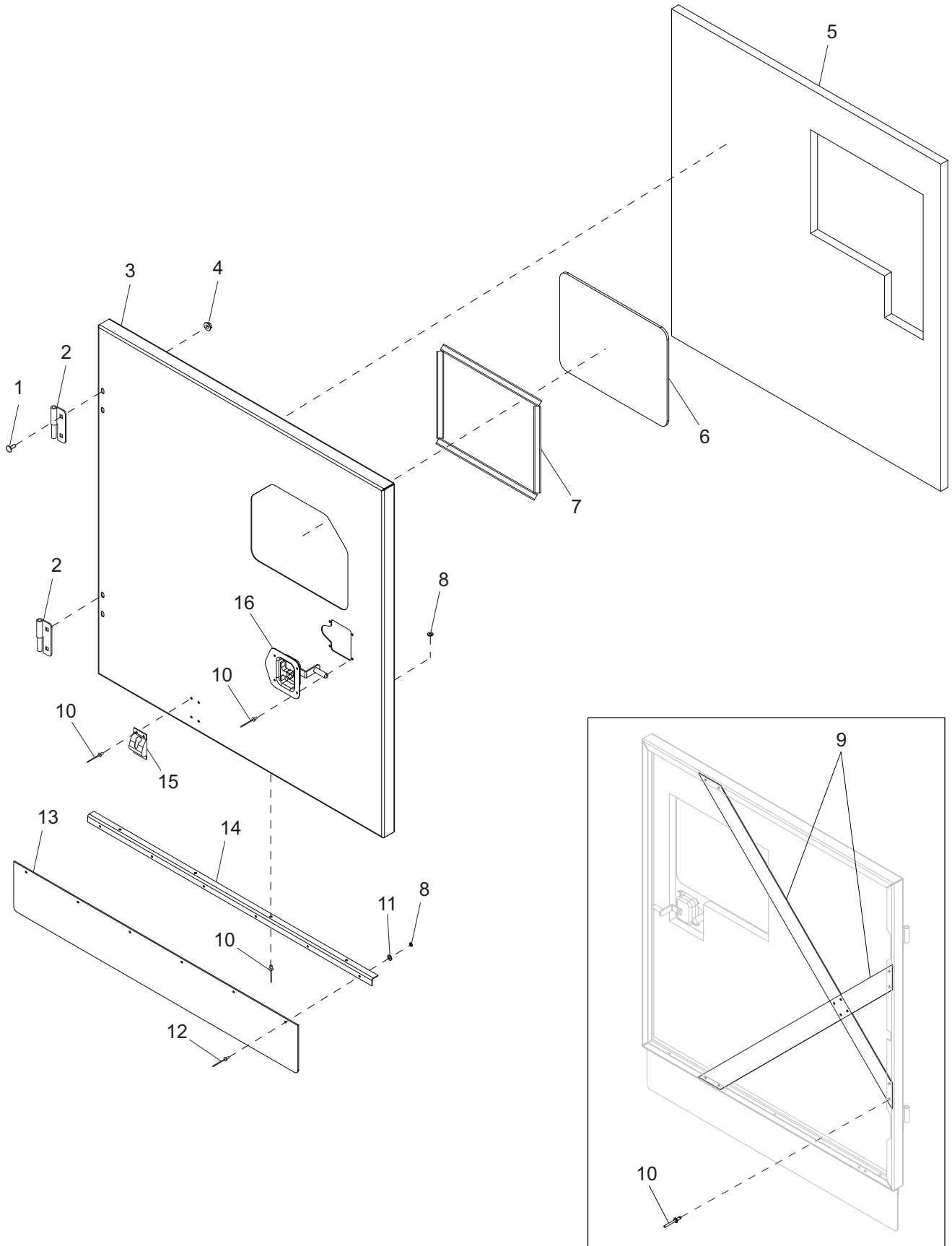
ITEM	PART NO.	QTY	DESCRIPTION	NOTES
1	22195	1	Foam, left rear door - upper	
2	22585	1	Foam, door duct - face	
3	22169W	1	Duct, rear door	
4	22190	1	Foam, door duct - left	
5	60095	4	Nut, .312-18 sflg	
6	18461	2	Hinge, left (male)	
7	61066	4	Screw, .312-18x1.0 carr sqr, SS	
8	60048	1	Pin, roll .125x.625	
9	20916Z	1	Bracket, prop rod	
10	60268	19	Rivet, .188 dia. x .126 to .250 grip	
11	18900ZC	1	Rod, door prop	
12	22498	1	Latch, T-handle - right ccw lock	
13	22161W	1	Door, left rear	
14	22198	1	Foam, door duct - lower	
15	22189	1	Foam, door duct - right	
16	22196	1	Foam, left rear door - lower	
--	22166	1	Assembly, left rear door	Items 1 - 16

# RIGHT FRONT DOOR ASSEMBLY



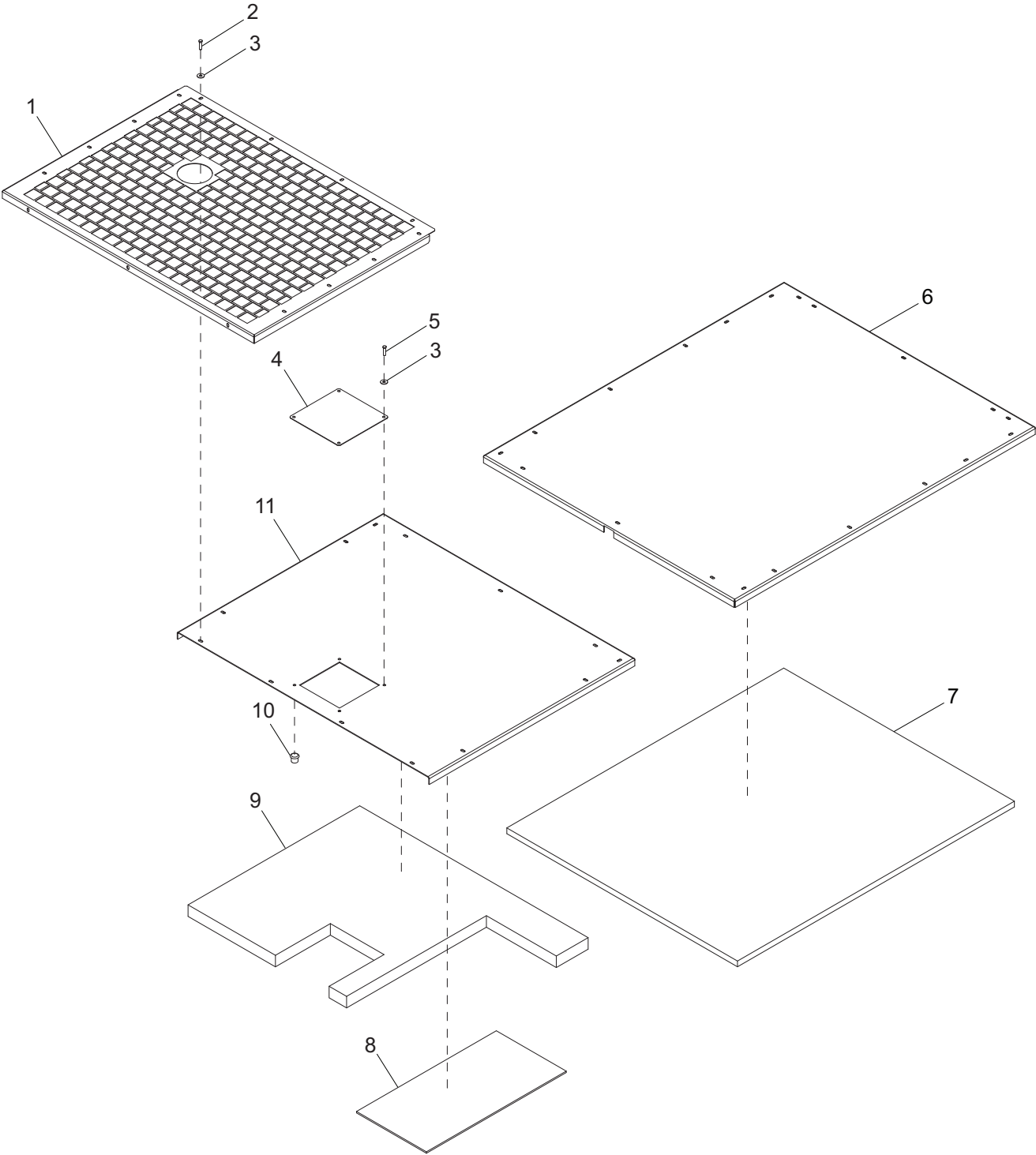
ITEM	PART NO.	QTY	DESCRIPTION	NOTES
1	22486	1	Foam, door duct - right	
2	22484W	1	Duct, front door	
3	22487	1	Foam, door duct - face	
4	22191	1	Foam, right front door - upper	
5	22192	1	Foam, right front door - lower	
6	22485	1	Foam, door duct - left	
7	22488	1	Foam, door duct - lower	
8	18900ZC	1	Rod, door prop	
9	60268	18	Rivet, .188 dia. x .126 to .250 grip	
10	20916Z	1	Bracket, prop rod	
11	60048	1	Pin, roll .125x.625	
12	60095	4	Nut, .312-18 sflg	
13	18461	2	Hinge, left (male)	
14	61066	4	Screw, .312-18x1.0 carr sqr, SS	
15	22498	1	Latch, T-handle - right ccw lock	
16	22159W	1	Door, right front	
--	24997	1	Assembly, right front door	Items 1 - 16

# CONTROL DOOR ASSEMBLY



ITEM	PART NO.	QTY	DESCRIPTION	NOTES
1	61066	4	Screw, .312-18x1.0 carr sqr, SS	
2	18459	2	Hinge, right (male)	
3	29907W	1	Door, control	
4	60095	4	Nut, .312-18 sflg	
5	27542	1	Foam, control door	
6	21477	1	Window, control door	
7	50192	4.58 ft	Tape, .500 in. double-sided, type VHB	
8	60067	10	Washer, #10 flat .435/.060, SS	
9	22278B	2	Brace, control door - black	
10	60268	24	Rivet, .188 dia. x .126 to .250 grip	
11	60696	6	Washer, .250 flat .625/.050, SS	
12	60260	6	Rivet, .188 dia. x .375 to .500 grip	
13	22171	1	Flap, control door	
14	22170B	1	Bracket, door flap	
15	62225	1	Latch, door - stainless cable w/ball	
16	22497	1	Latch, T-handle - left cw lock	
--	29897	1	Assembly, control door	Items 1 - 16

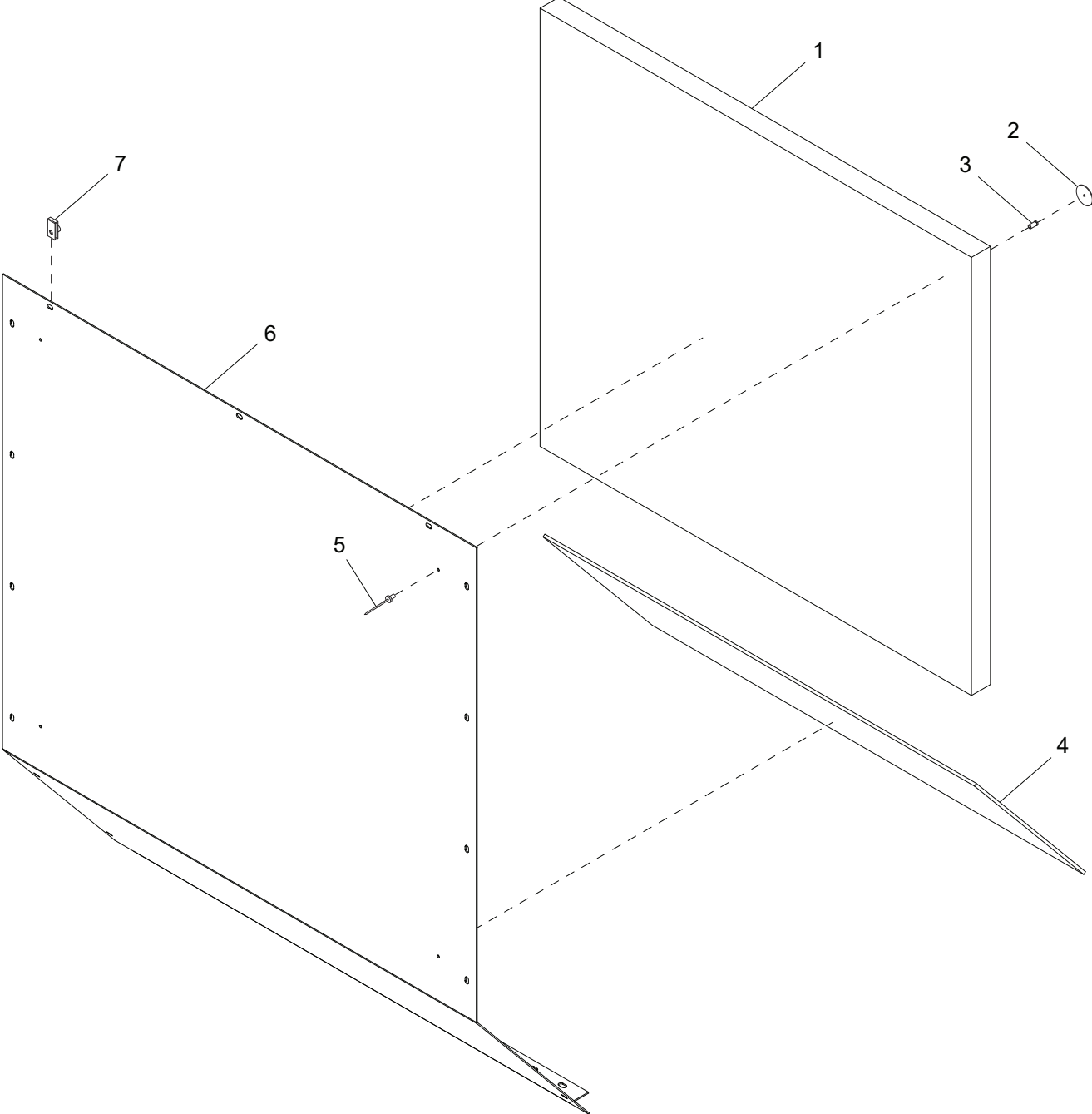
**ROOF ASSEMBLY**





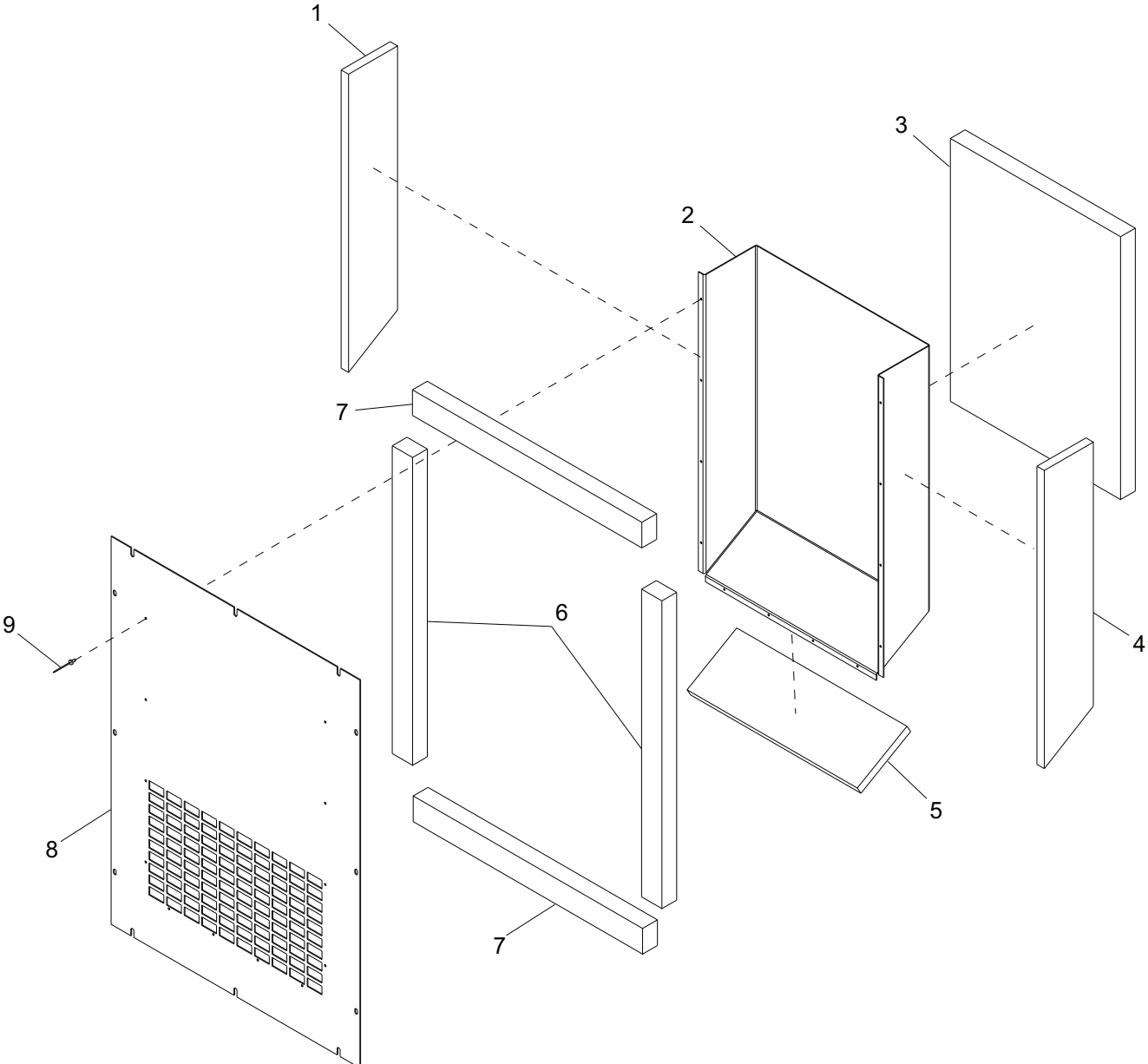
ITEM	PART NO.	QTY	DESCRIPTION	NOTES
1	29911B	1	Panel, roof insert	
2	60507	4	Screw, .312-18x1.0 std hex, SS	
3	60452	8	Washer, .313 flat 1.125/1.0, SS	Bonded rubber
4	25053W	1	Panel, access	
5	61195	4	Screw, .250-20x.750 std hex, SS	
6	29909W	1	Panel, rear roof	
7	29920	1	Foam, rear roof	
8	23982	1	Insulation, ceramic roof	
9	22174	1	Foam, front roof	
10	62132	4	Insert, thrd .250-20 splined .027-.165 grip	
11	29910W	1	Panel, front roof	
--	29905	1	Assembly, front roof	Items 1 - 5 & 8 - 10
--	29904	1	Assembly, rear roof	Items 6 - 7

FRONT PANEL ASSEMBLY



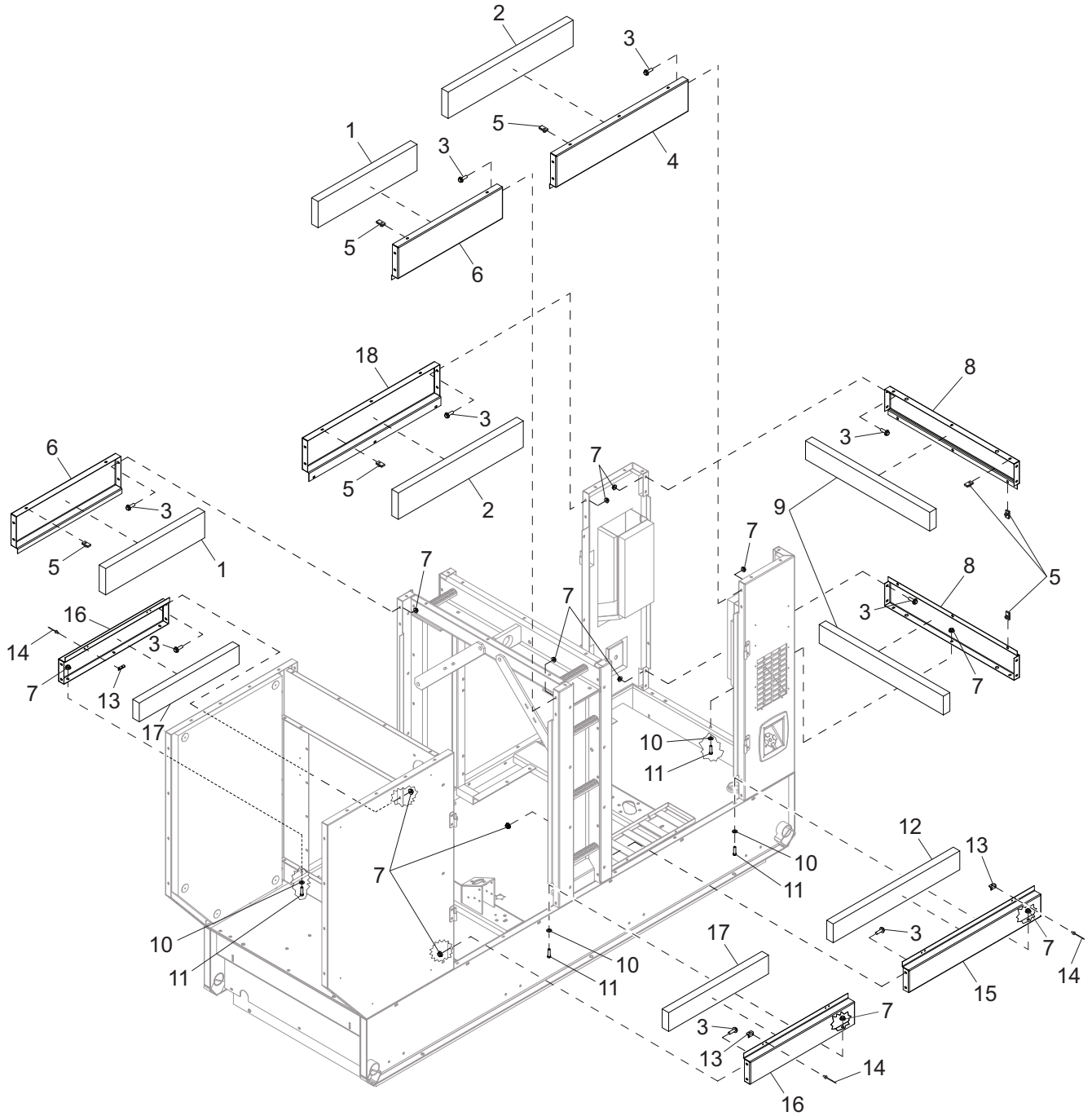
<b>ITEM</b>	<b>PART NO.</b>	<b>QTY</b>	<b>DESCRIPTION</b>	<b>NOTES</b>
1	29936	1	Foam, front - top	
2	30847	4	Retainer, foam - .188 hole	
3	32251	4	Spacer, steel - .195 IDx.312 ODx.685 lg	
4	29937	1	Foam, front - lower	
5	61155	4	Rivet, .188 dia. x .438-.750 grip	
6	29768W	1	Panel, front	
7	60505	3	Nut, .312-18 U-clip - long type	
--	29903	1	Assembly, front panel	Items 1 - 7

# REAR PANEL ASSEMBLY



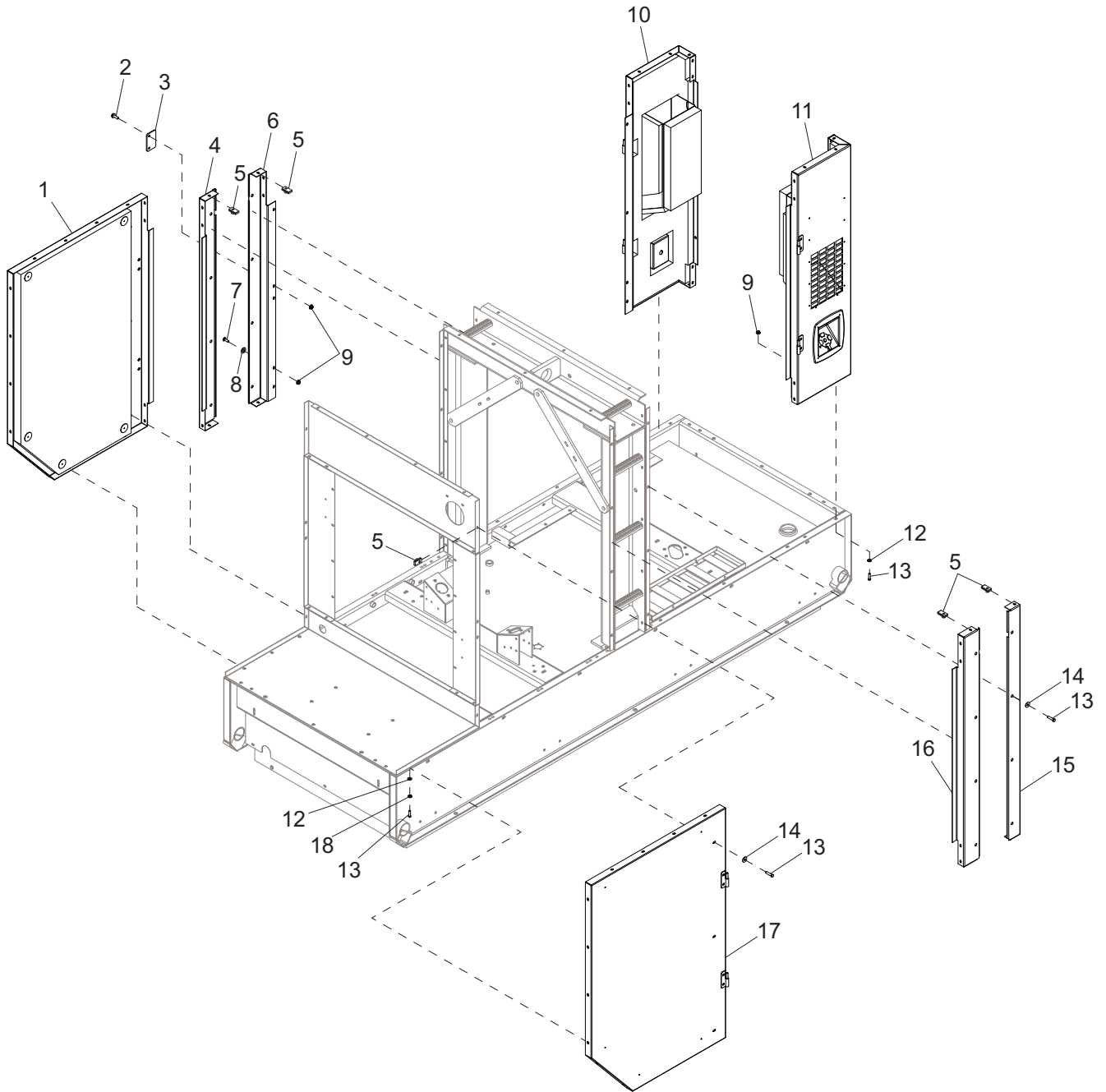
<b>ITEM</b>	<b>PART NO.</b>	<b>QTY</b>	<b>DESCRIPTION</b>	<b>NOTES</b>
1	21965	1	Foam, rear duct - right	
2	22138W	1	Duct, rear	
3	22184	1	Foam, rear duct - face	
4	21966	1	Foam, rear duct - left	
5	22185	1	Foam, rear duct - lower	
6	21989	2	Foam, rear panel - long	
7	22186	2	Foam, rear panel - short	
8	22066W	1	Panel, rear	
9	60268	12	Rivet, .188 dia. x .126 to .250 grip	
--	22144	1	Assembly, rear panel	Items 1 - 9

# END AND SIDE PANELS TO UNIT



ITEM	PART NO.	QTY	DESCRIPTION	NOTES
1	22179	2	Foam, front upper	
2	22181	2	Foam, rear upper	
3	61091	36	Screw, .312-18x1.0 sflg hex, G5	
4	22135W	1	Panel, left rear upper	
5	60505	21	Nut, .312-18 U-clip - long type	
6	22133W	2	Panel, front upper	
7	60095	50	Nut, .312-18 sflg	
8	22064W	2	Panel, end	
9	22178	2	Foam, end panel	
10	60340	14	Washer, .312 flat .875/.040, SS	
11	60507	14	Screw, .312-18x1.0 std hex, SS	
12	22182	1	Foam, rear lower	
13	20916Z	3	Bracket, prop rod	
14	60268	6	Rivet, .188 dia. x .126 to .250 grip	
15	22137W	1	Panel, rear lower	
16	22134W	2	Panel, front lower	
17	22180	2	Foam, front lower	
18	22136W	1	Panel, control box upper	
--	22088	1	Assembly, end panel	Items 5, 8, & 9
--	22139	1	Assembly, front upper panel	Items 1, 5, & 6
--	22140	1	Assembly, front lower panel	Items 13, 14, 16, & 17
--	22141	1	Assembly, left rear upper panel	Items 2, 4, & 5
--	22142	1	Assembly, right rear upper panel	Items 2, 5, & 18
--	22143	1	Assembly, rear lower panel	Items 12 - 14

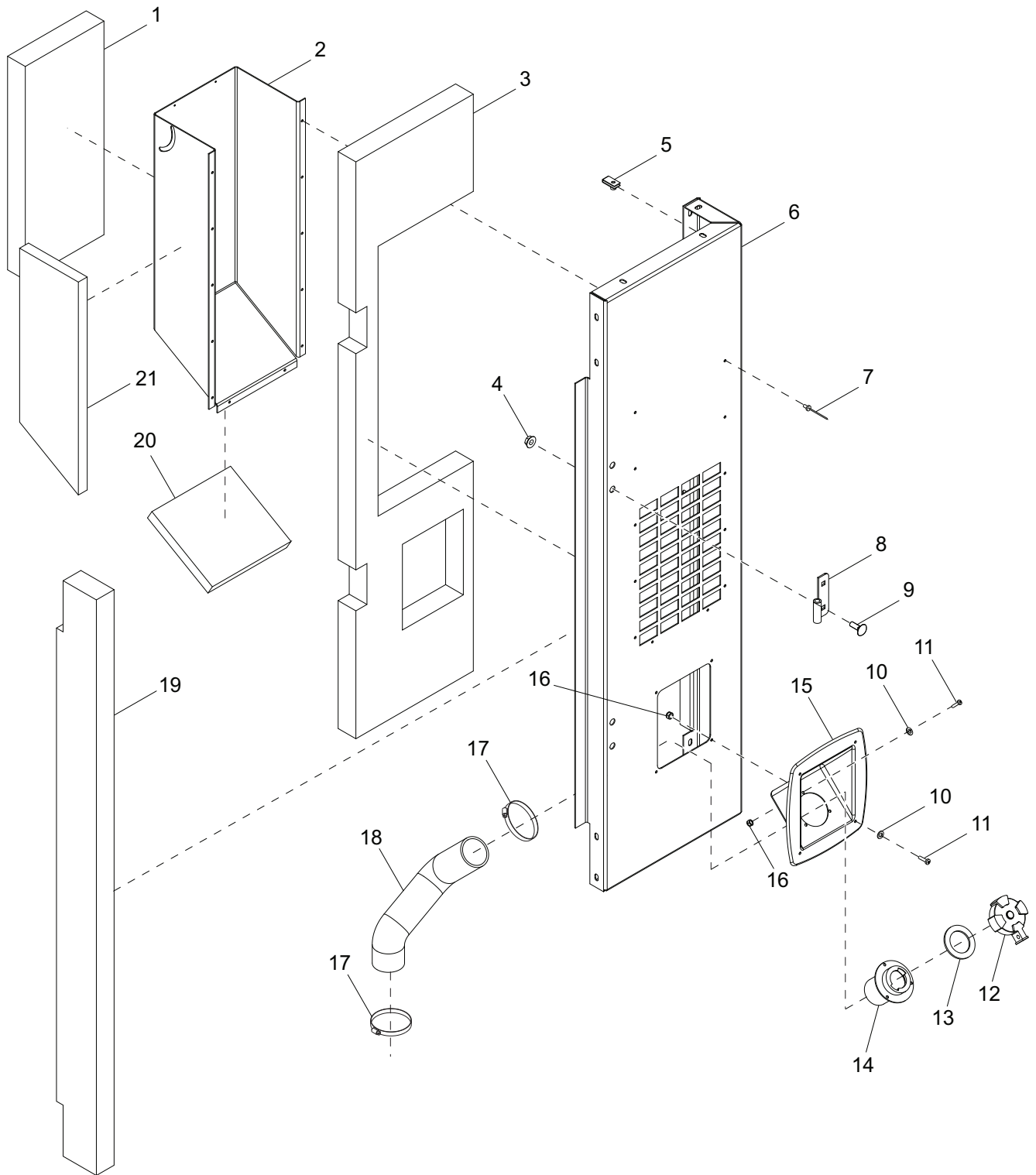
# CENTER AND CORNER PANELS TO UNIT





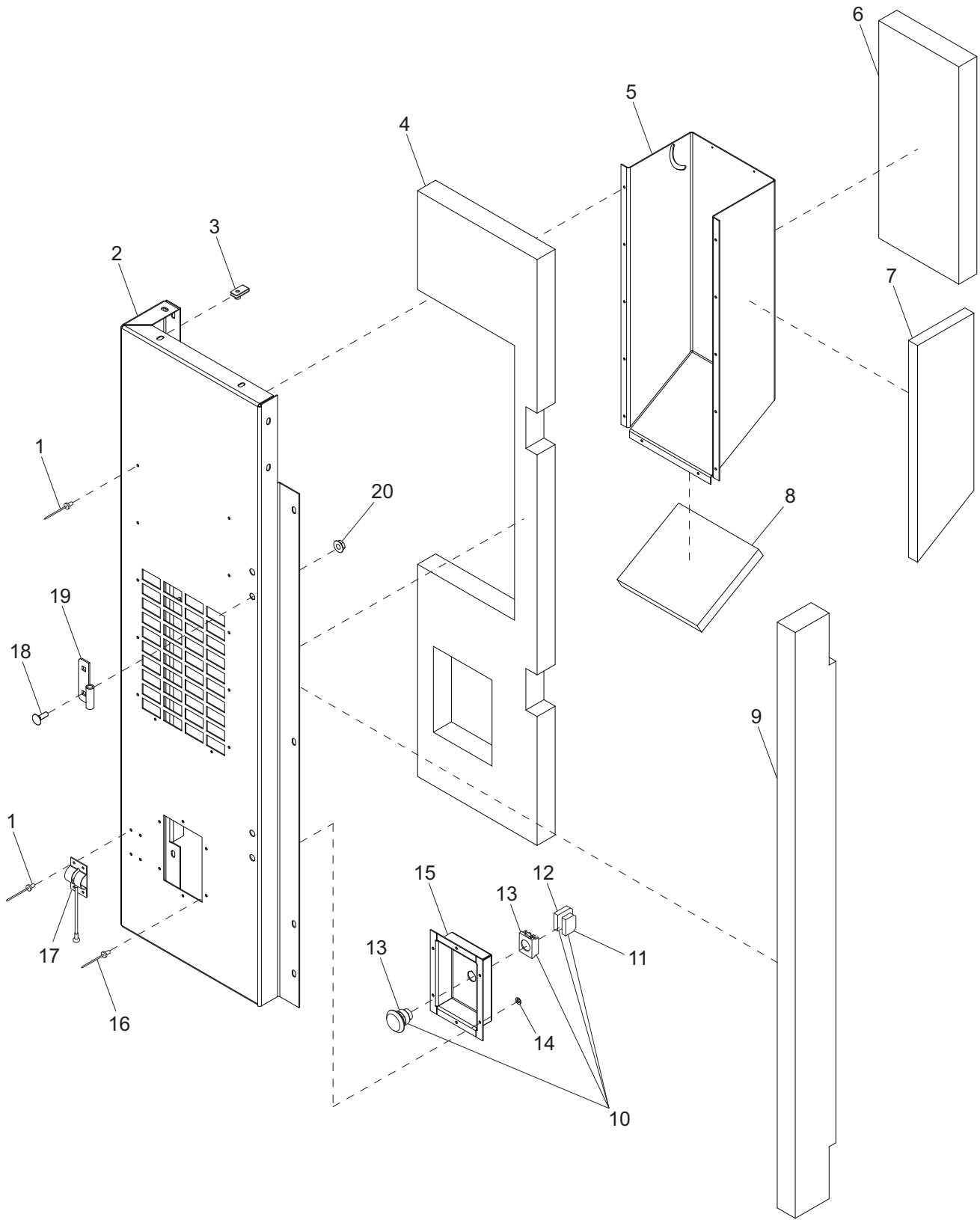
ITEM	PART NO.	QTY	DESCRIPTION	NOTES
1	<a href="#">Page 36</a>	1	Assembly, right front panel	
2	61091	2	Screw, .312-18 sflg hex, G5	
3	26165B	1	Plate, door latch	
4	29900W	1	Panel, right front center	
5	60505	4	Nut, .312-18 U-clip - long type	
6	29899W	1	Panel, right rear center	
7	60654	3	Screw, .312-18x1.0 btn hex, SS	
8	60698	3	Washer, .375 flat.875/.040, SS	
9	60095	17	Nut, .312-18 sflg	
10	<a href="#">Page 32</a>	1	Assembly, right rear corner panel	
11	<a href="#">Page 30</a>	1	Assembly, left rear corner panel	
12	60340	12	Washer, .312 flat .875/.040, SS	
13	60507	34	Screw, .312-18x1.0 std hex, SS	
14	60452	22	Washer, .313 flat 1.125/1.0, SS	Bonded rubber
15	29902W	1	Panel, left rear center	
16	29901W	1	Panel, left frong center	
17	<a href="#">Page 34</a>	1	Assembly, left front panel	
18	60701	6	Washer, .312 split lock, SS	

# LEFT REAR CORNER ASSEMBLY



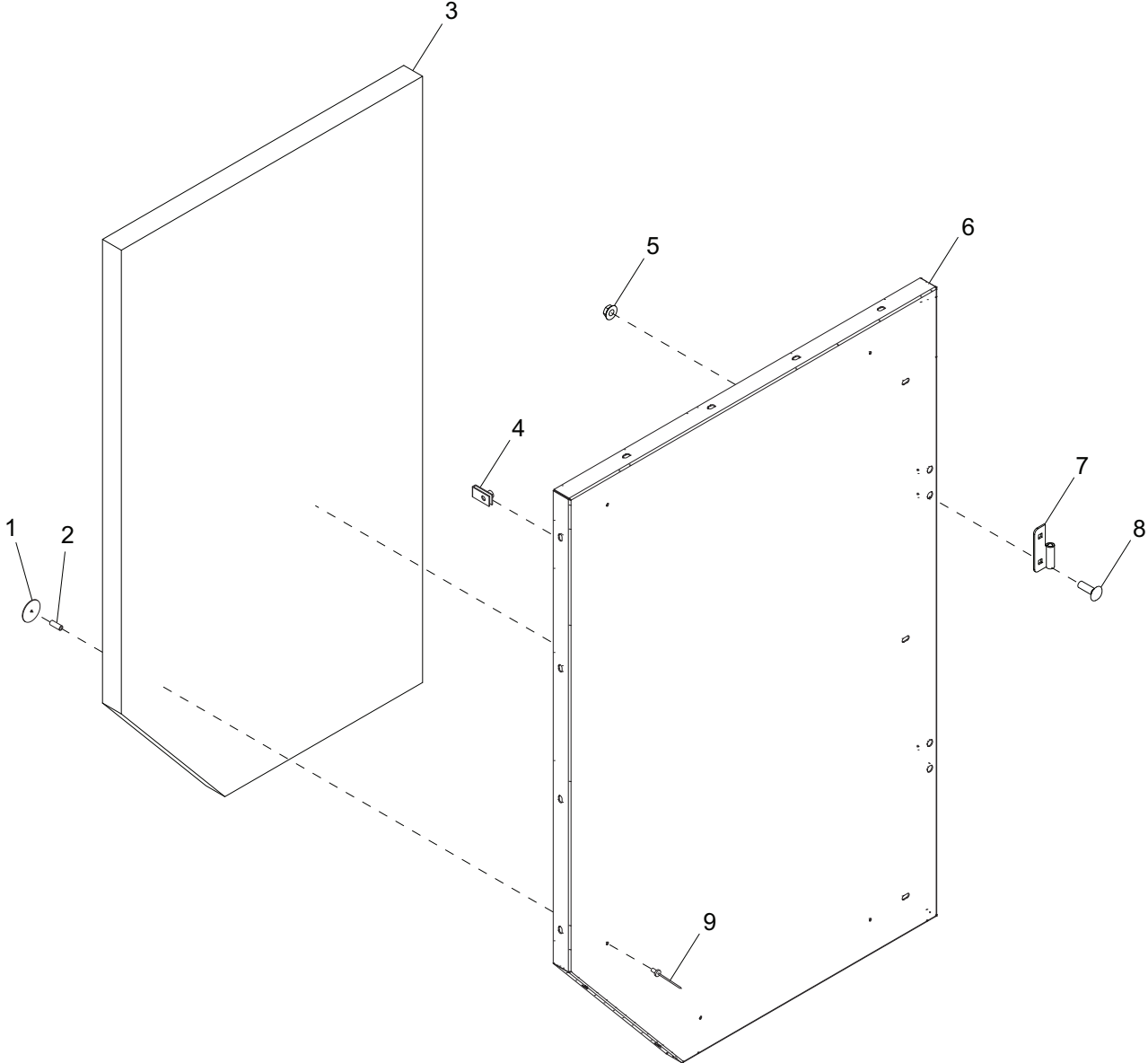
ITEM	PART NO.	QTY	DESCRIPTION	NOTES
1	21968	1	Foam, duct - face	
2	21871W	1	Duct, side air	
3	22176	1	Foam, left rear corner	
4	60095	4	Nut, .312-18 sflg	
5	60505	6	Nut, .312-18 U-clip - long type	
6	22062W	1	Panel, left rear corner	
7	60268	12	Rivet, .188 dia. x .126 to .250 grip	
8	18460	2	Hinge, left (female)	
9	61066	4	Screw, .312-18x1.0 carr sqr, SS	
10	60067	7	Washer, #10 flat .435/.060, SS	
11	60529	7	Screw, 10-24x.625 pan phil, SS	
12	18648	1	Cap, fuel fill with gasket	
13	19238	1	Gasket, fuel fill	
14	18666B	1	Weldment, filler tube & flange	
15	18506	1	Port, fuel fill	
16	60530	7	Nut, 10-24 nylock, SS	
--	18719	1	Assembly, fuel fill port	Items 10 - 16
17	19336	2	Clamp, hose - SAE 044 (2.31-3.25)	
18	18301	1	Hose, fuel fill	
19	21963	1	Foam, corner	
20	21969	1	Foam, duct - lower	
21	21970	1	Foam, duct - right	
--	22086	1	Assembly, left rear corner	Items 1 - 21

# RIGHT REAR CORNER ASSEMBLY



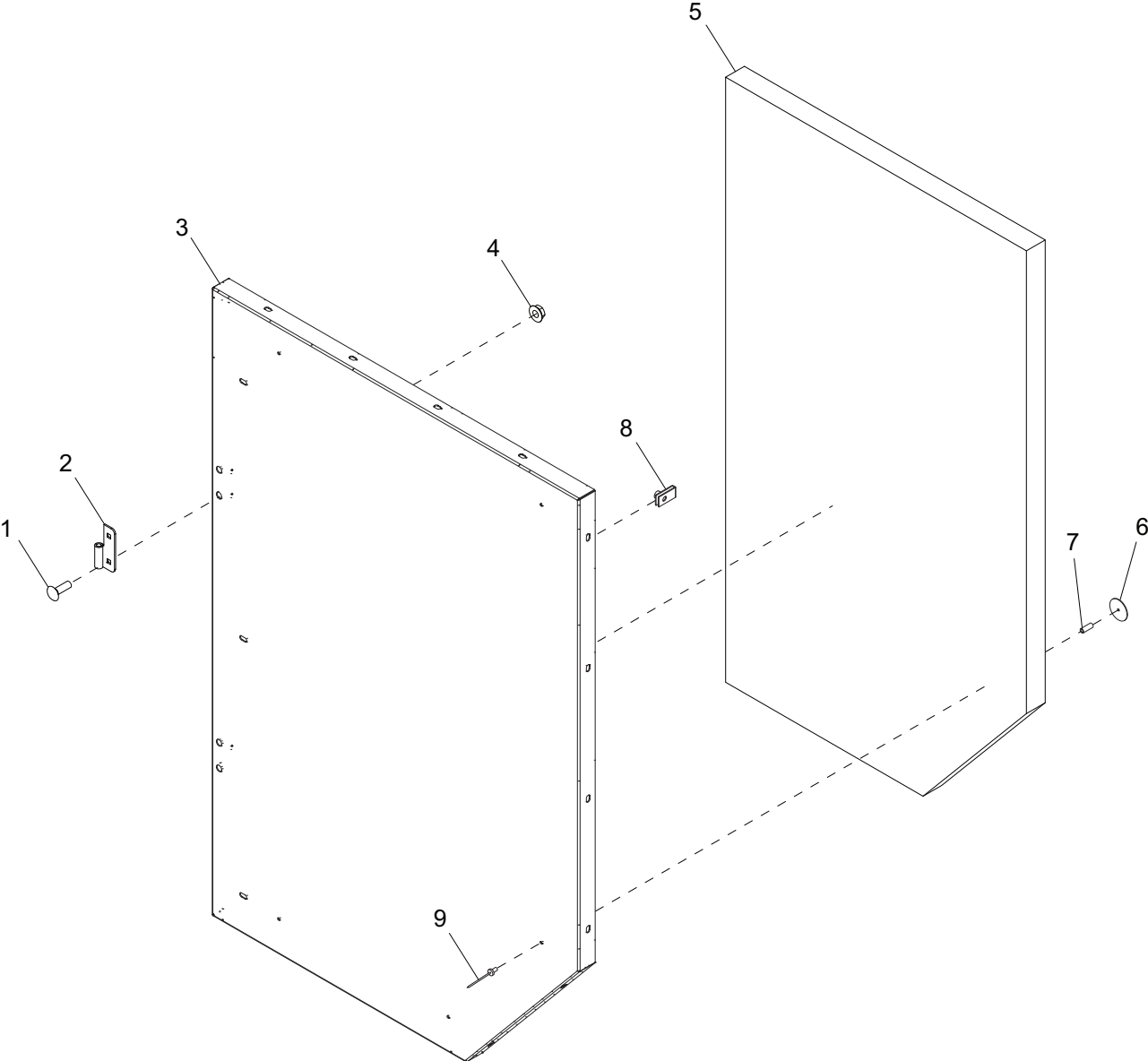
ITEM	PART NO.	QTY	DESCRIPTION	NOTES
1	60268	16	Rivet, .188 dia. x .126 to .250 grip, SS	
2	22063W	1	Panel, right rear corner	
3	60505	6	Nut, .312-18 U-clip - long type	
4	22177	1	Foam, right rear corner	
5	21871W	1	Duct, side air	
6	21968	1	Foam, duct - face	
7	21971	1	Foam, duct - left	
8	21969	1	Foam, duct - lower	
9	21963	1	Foam, corner	
10	22550	1	Switch, E-stop, assy - 2NO/1NC	Items 11 - 13
11	65580	1	Block, E-stop contactor - NC	
12	65584	1	Block, E-stop contactor - NO/NO	
13	65470	1	Switch, E-stop operator	
14	60067	6	Washer, #10 flat .435/.060, SS	
15	30645	1	Panel, emergency stop	
16	60260	6	Rivet, .188 dia. x .375 to .500 grip, SS	
17	62225	1	Latch, door - stainless cable w/ ball	
18	61066	4	Screw, .312-18x1.0 carr sqr, SS	
19	18462	2	Hinge, right (female)	
20	60095	4	Nut, .312-18 sflg	
--	22087	1	Assembly, right rear corner	Items 1 - 9, 14 - 16, & 18 - 20

**LEFT FRONT PANEL ASSEMBLY**



ITEM	PART NO.	QTY	DESCRIPTION	NOTES
1	30847	5	Retainer, foam - .188 hole	
2	32251	5	Spacer, steel - .195 IDx.312 ODx.685 lg	
3	29931	1	Foam, left front corner	
4	60505	10	Nut, .312-18 U-clip - long type	
5	60095	4	Nut, .312-18 sflg	
6	29699W	1	Panel, left front	
7	18462	2	Hinge, right (female)	
8	61066	4	Screw, .312-18x1.0 carr sqr, SS	
9	61155	5	Rivet, .188 dia. x .438-.750 grip	
--	29890	1	Assembly, left front panel	Items 1 - 9

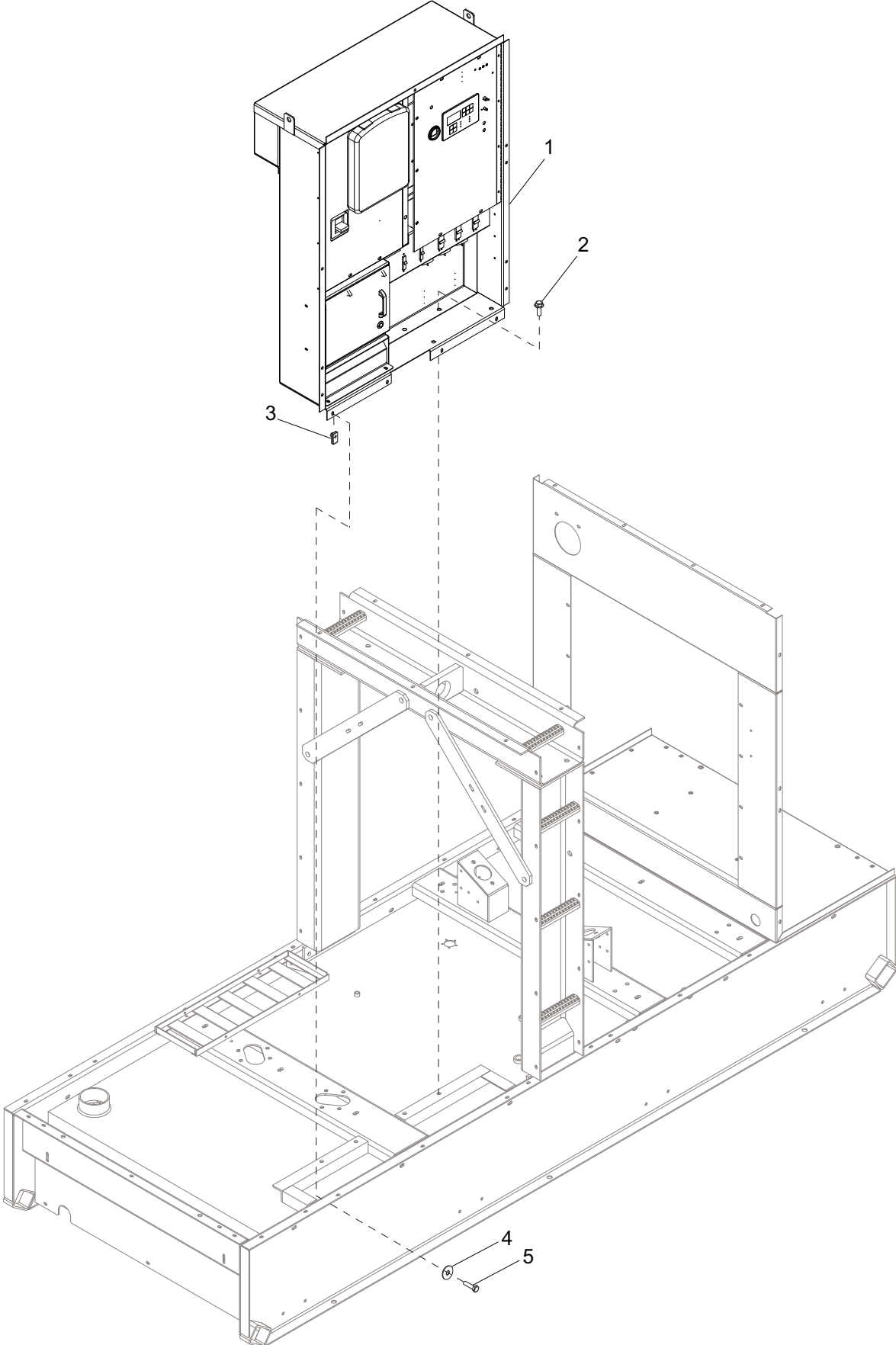
**RIGHT FRONT PANEL ASSEMBLY**





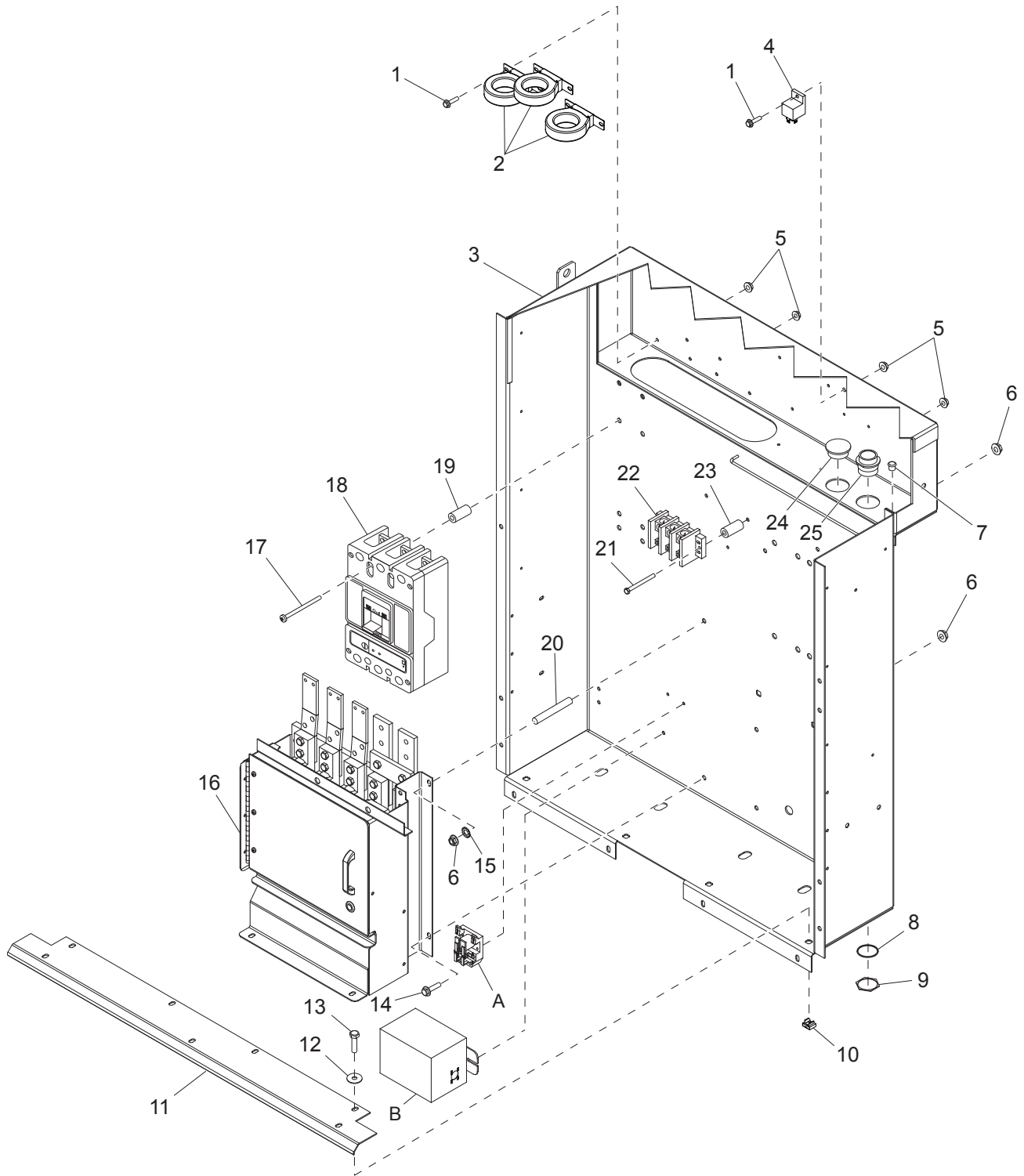
ITEM	PART NO.	QTY	DESCRIPTION	NOTES
1	61066	4	Screw, .312-18x1.0 carr sqr, SS	
2	18460	2	Hinge, left (female)	
3	29700W	1	Panel, right front	
4	60095	4	Nut, .312-18 sflg	
5	29930	1	Foam, right front	
6	30847	5	Retainer, foam - .188 hole	
7	32251	5	Spacer, steel - .195 IDx.312 ODx.685 lg	
8	60505	10	Nut, .312-18 U-clip - long type	
9	61155	5	Rivet, .188 dia. x .438-.750 grip	
--	29889	1	Assembly, right front panel	Items 1 - 9

**CONTROL BOX TO UNIT**



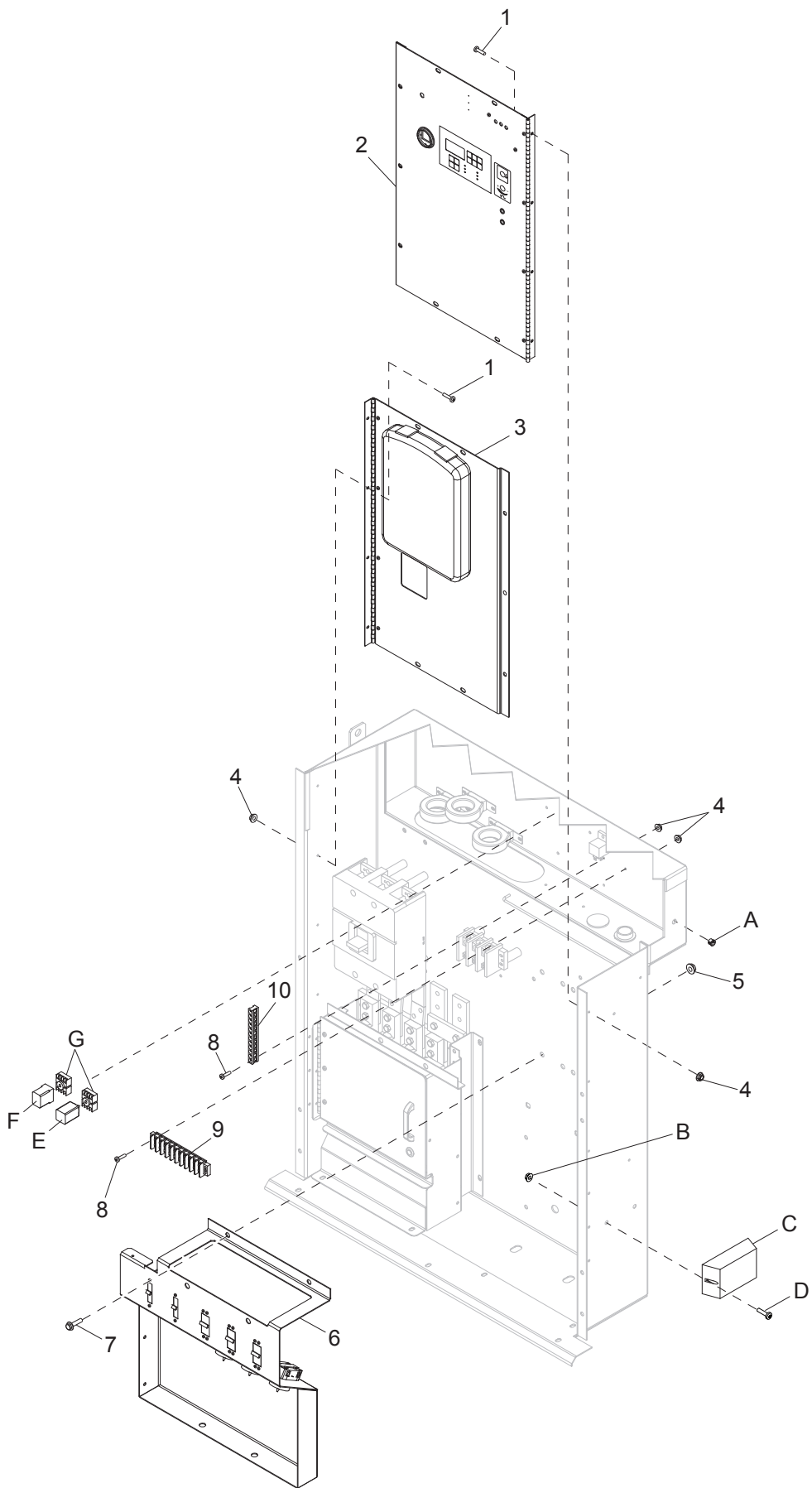
ITEM	PART NO.	QTY	DESCRIPTION	NOTES
1	<a href="#">Page 40</a>	1	Assembly, control box	
2	60018	4	Screw, M10-1.25x20 sflg hex, class 90	
--	60729	4	Washer, .375 fender 1.50/.090	Not shown - two per 60018 screw (located beneath lug box)
3	60505	4	Nut, .312-18 U-clip - long type	
4	60452	4	Washer, .313 flat 1.125/1.0, SS	Bonded rubber
5	60507	4	Screw, .312-18x1.0 std hex, SS	

# CONTROL BOX ASSEMBLY (1 OF 2)



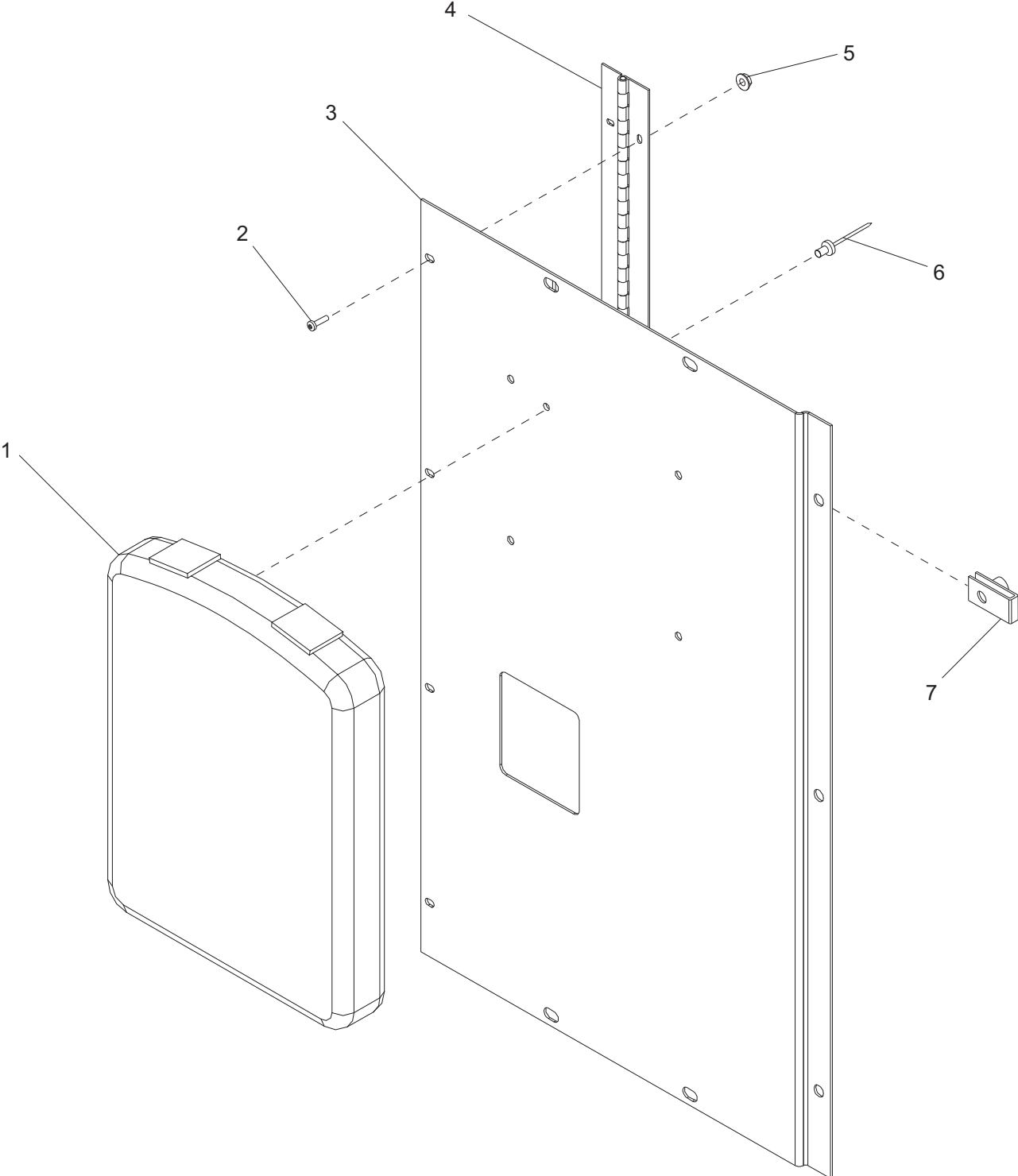
ITEM	PART NO.	QTY	DESCRIPTION	NOTES
1	60175	9	Screw, .250-20x.500 sflg hex, G5	
2	65443	3	Transformer, current (500:5A)	
3	28653B	1	Weldment, control box	
4	66455	3	Relay, 12V 70A NC/80A NO w/diode	
5	60161	15	Nut, .250-20 sflg, G5	
6	60020	5	Nut, M8-1.25 sflg lock, G8.8	
7	19227	1	Fitting, bushing - .812 ODx.625 ID	
8	65417	1	Washer, lock, Deutsch HDP series	
9	65416	1	Nut, Deutsch HDP series	
10	15425	4	Nut, .312-18 cage	
11	28582B	1	Panel, cable guard	
12	60452	7	Washer, .313 flat 1.125/1.0, SS	Bonded rubber
13	60507	7	Screw, .312-18X1.0 std hex, SS	
14	60114	3	Screw, M8-1.25x20 sflg hex	
15	60069	1	Washer, M8 ext star	
16	<a href="#">Page 48</a>	1	Assembly, lug box	
17	61117	4	Screw, .250-20x4.500 pan phil, G2	
18	65352	1	Breaker, 450A, 3 pole	
19	28580B	4	Spacer, breaker 2.625 in. long	
20	18992	1	Stud, ground	
21	60259	2	Screw, .250-20x2.500 std hex, G5	
22	65356	1	Block, terminal - 3 pole, Busman	
23	28581B	2	Spacer, breaker 1.5 in. long	
24	66044	1	Plug, Deutsch connector hole	
25	65309	1	Connector, 21 pin, deutsch	
--	66456	3	Connector, 70A relay	Not shown
A	65461	1	Relay, 30A 120VAC power	Option: buck transformer
B	21487	1	Transformer, 1.13:1 1-phase	Option: buck transformer
--	67081	1	Wire group, buck transformer	Option: buck transformer (not shown)

CONTROL BOX ASSEMBLY (2 OF 2)



ITEM	PART NO.	QTY	DESCRIPTION	NOTES
1	60398	8	Screw, 10-32x.500 pan phil, SS	
2	<a href="#">Page 46</a>	1	Assembly, right control panel	
3	<a href="#">Page 44</a>	1	Assembly, left control panel	
4	61045	12	Nut, 10-32 sflg	
5	60020	2	Nut, M8-1.25 sflg lock, G8.8	
6	<a href="#">Page 54</a>	1	Assembly, outlet panel	
7	60114	2	Screw, M8-1.25x20 sflg hex	
8	60062	4	Screw, 10-32x.750 pan phil, G2	
9	14203	1	Block, terminal - 10 pos	
10	14204	1	Kit, ground bar	
--	32320	1	Assembly, control box (1 of 2)	<a href="#">Pages 40-43</a>
--	66801	1	Wire group, control box	Not shown
--	32320	1	Assembly, control box - digital	Items 1 - 11
A	19163	1	Fitting, bushing - .500 ODx.375 ID	Option: battery charger
B	61045	2	Nut, 10-32 sflg	Option: battery charger
C	65326	1	Charger, battery - 2A, 3 stage, 1 output	Option: battery charger
D	60062	2	Screw, 10-32x.750 pan phil, G2	Option: battery charger
E	65659	1	Relay, DPDT, 12VDC, 8 pos	Option: 4 pos. switch
F	66340	1	Relay, voltage sensing	Option: buck transformer
G	65644	2	Base, relay - 8 pos	Option: buck transformer & 4 pos. switch

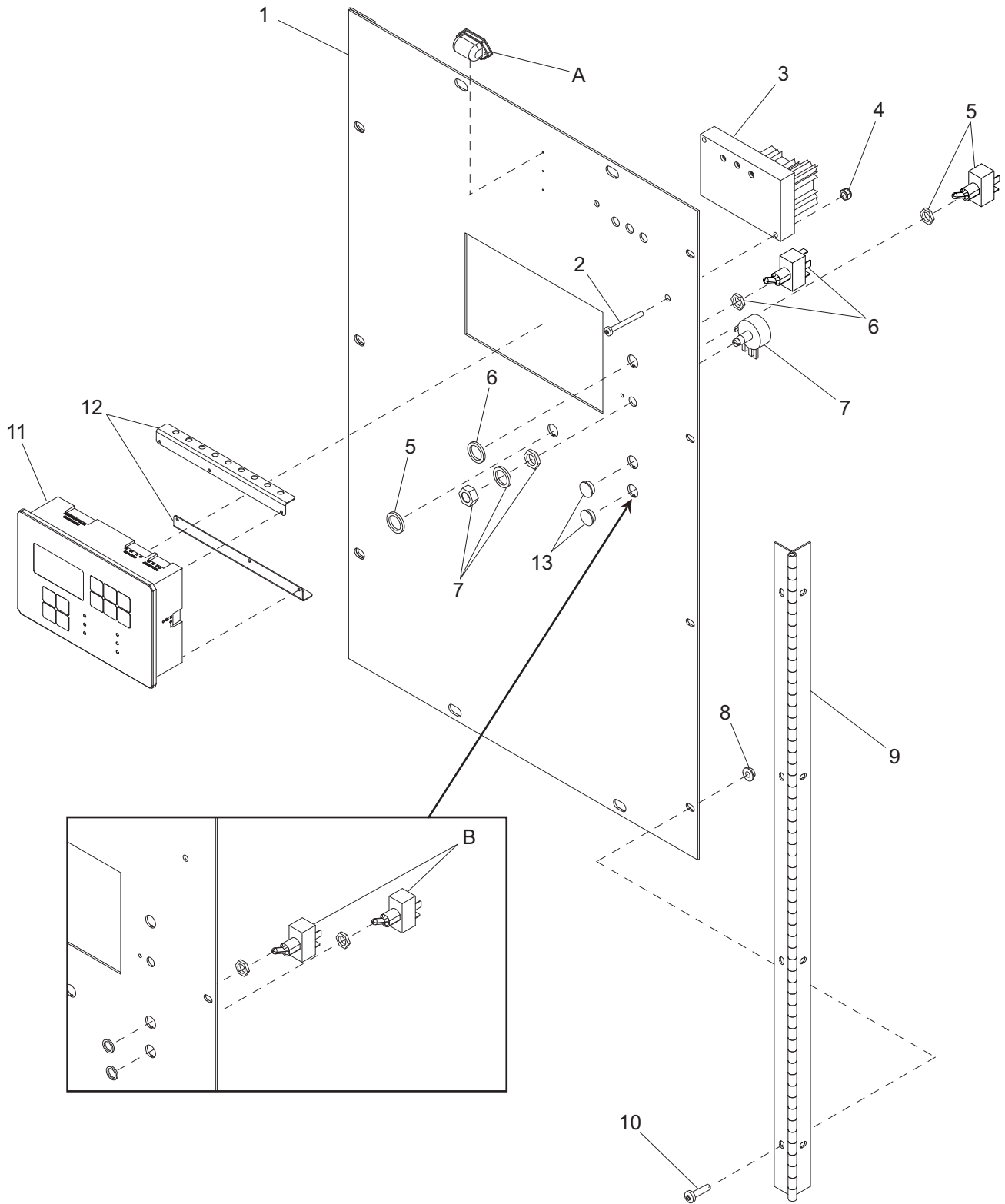
**LEFT CONTROL PANEL ASSEMBLY**





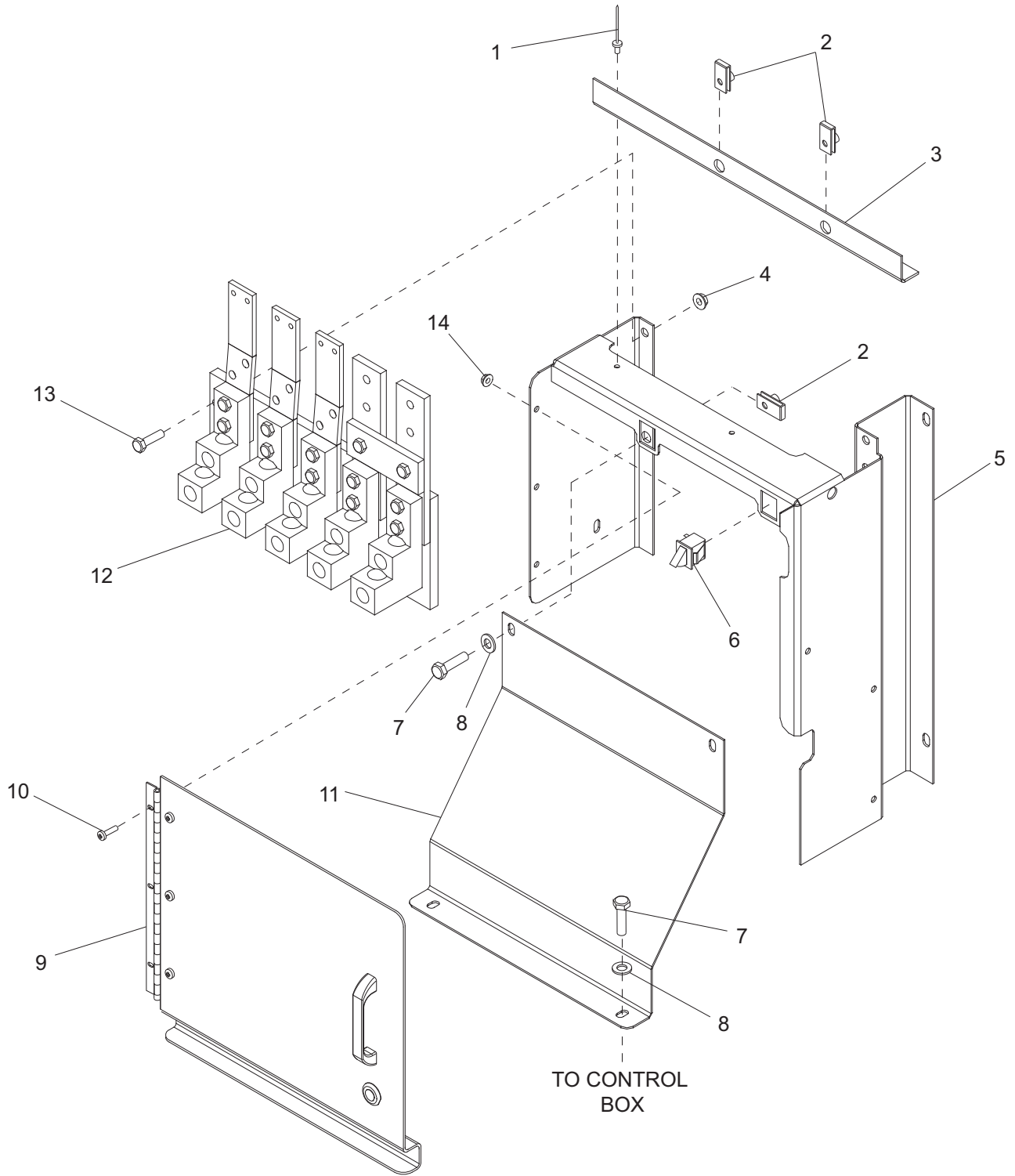
<b>ITEM</b>	<b>PART NO.</b>	<b>QTY</b>	<b>DESCRIPTION</b>	<b>NOTES</b>
1	24540	1	Holder, manual	
2	60398	4	Screw, 10-32x.500 pan phil, SS	
3	28564W	1	Panel, control - left	
4	22208	1	Hinge, control panel - 28.00 in	
5	61045	4	Nut, 10-32 sflg	
6	60268	4	Rivet, .188 dia. x .126 to .250 grip, SS	
7	60505	3	Nut, .312-18 U-clip - long type	

# RIGHT CONTROL PANEL ASSEMBLY



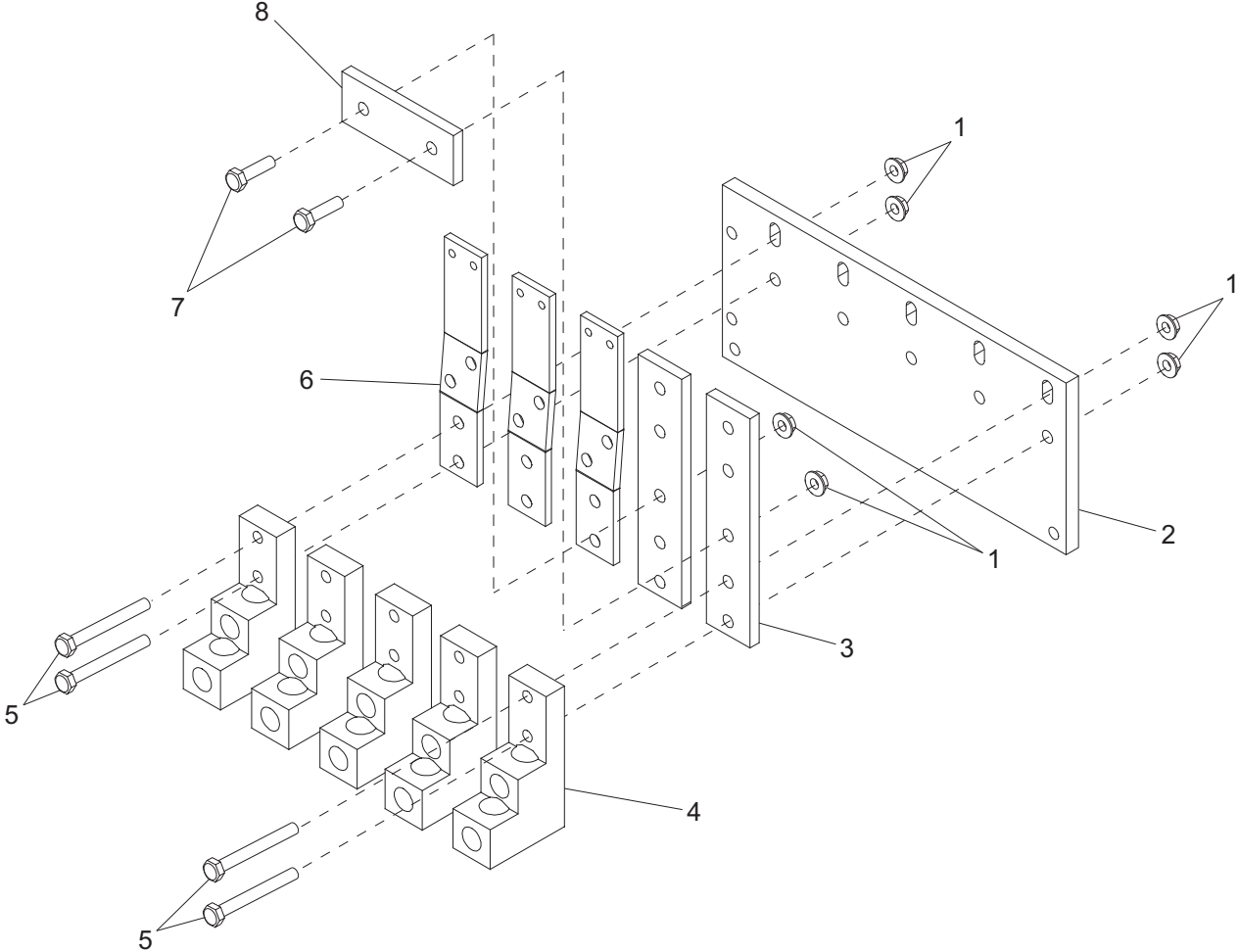
ITEM	PART NO.	QTY	DESCRIPTION	NOTES
1	30246W	1	Panel, digital control	
2	60397	2	Screw, 10-32x1.0 pan phil, G2	
3	18556	1	Regulator, voltage - SE 350	
4	60061	2	Nut, 10-32 nylock	
5	25077	1	Switch, toggle - SPST 20A VAC	
6	66725	1	Switch, toggle - SPDT (on-off-mom)	
7	26229	1	Kit, voltage adjustment pot w/wires	
8	61045	4	Nut, 10-32 sflg, G5	
9	22208	1	Hinge, control panel - 28.00 in	
10	60398	4	Screw, 10-32x.500 pan phil, SS	
11	32315	1	Controller, eng/gen - programmed	
12	29893	2	Bracket, control board wire guide	
13	60749	3	Plug, hole .500 dia. white	
--	18934	1	Decal, potentiometer guard	Not shown
--	32318	1	Assembly, right control panel	Items 1 - 13
A	23025	1	Light, interior control panel	Option: control panel light
B	25077	2	Switch, toggle - SPST 20A VAC	Option: control panel & interior lights
--	67042	1	Wire group, panel light option	Option: control panel light (not shown)
--	32322W	1	Panel, digital/analog control	Option: analog ctrl (not shown)
--	65629	1	Gauge, coolant temp - w/light	Option: analog ctrl (not shown)
--	65631	1	Gauge, fuel - elec w/light	Option: analog ctrl (not shown)
--	65628	1	Gauge, oil pressure - w/light	Option: analog ctrl (not shown)
--	15085	1	Gauge, hourmeter	Option: analog ctrl (not shown)
--	66106	1	Board, analog driver, Comap	Option: analog ctrl (not shown)
--	65626	1	Gauge, frequency meter	Option: analog ctrl (not shown)
--	66229	1	Gauge, volt A/D	Option: analog ctrl (not shown)
--	66226	1	Gauge, amp A/D	Option: analog ctrl (not shown)
--	65630	1	Gauge, voltmeter - DC w/light	Option: analog ctrl (not shown)
--	65632	1	Switch, toggle - DPDT (on-off-on)	Option: analog ctrl (not shown)

# LUG BOX ASSEMBLY



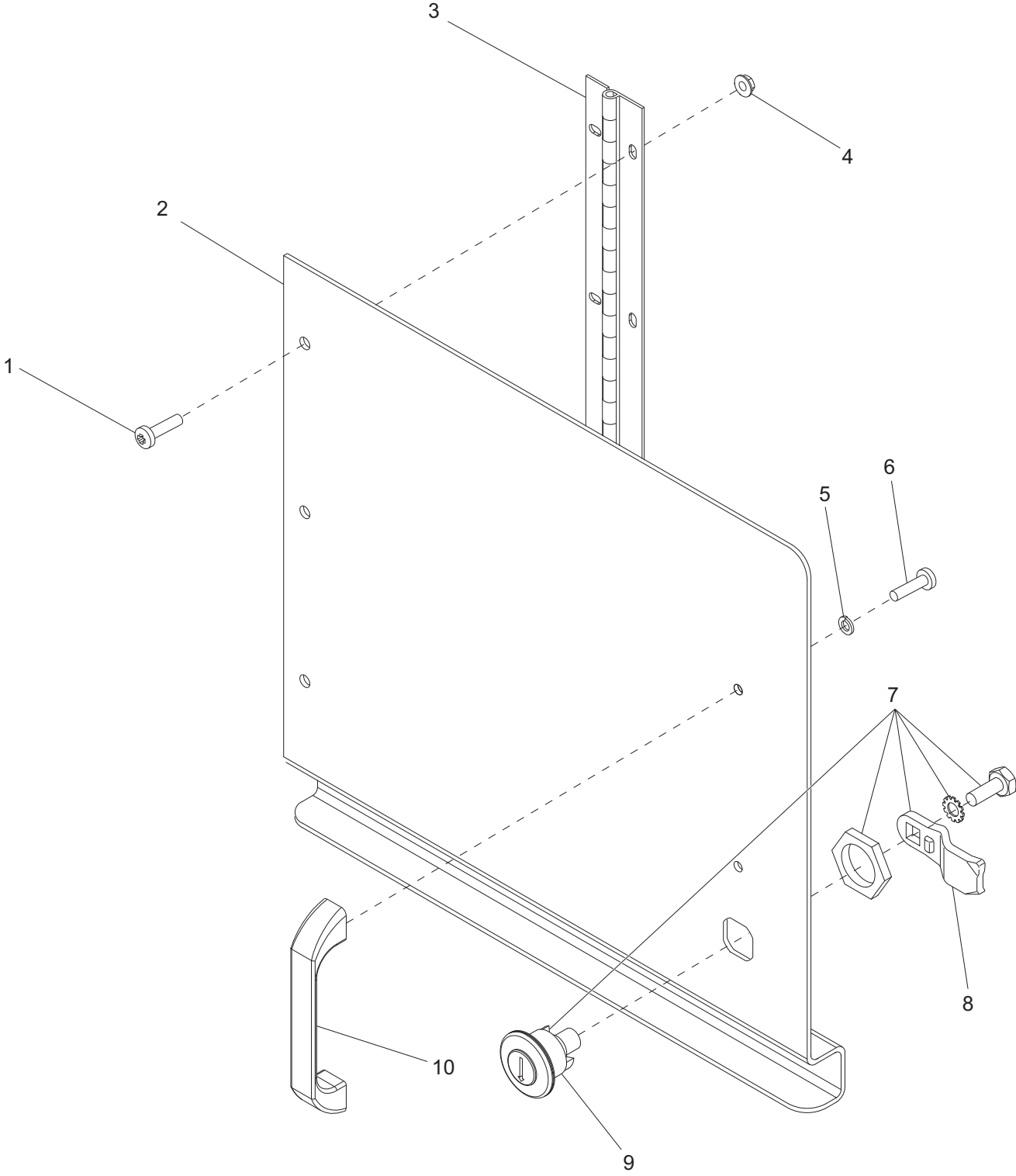
ITEM	PART NO.	QTY	DESCRIPTION	NOTES
1	60268	2	Rivet, .188 dia. x .126 to .250 grip, SS	
2	60505	4	Nut, .312-18 U-clip - long type	
3	28583W	1	Angle, top lug box	
4	60145	2	Nut, .375-16 sflg, G5	
5	28561W	1	Box, lug enclosure	
6	12632	2	Switch, trigger safety, NO & NC	
7	60507	2	Screw, .312-18x1.0 std hex, SS	
8	60452	2	Washer, .313 flat 1.125/1.0, SS	Bonded rubber
9	<a href="#">Page 52</a>	1	Assembly, lug box door	
10	60398	3	Screw, 10-32x.500 pan phil, SS	
11	28569W	1	Panel, lug box outlet	
12	<a href="#">Page 50</a>	1	Assembly, lug plate	
13	60205	2	Screw, .375-16x1.0 std hex, G5	
14	61045	3	Nut, 10-32 sflg	
--	26354	1	Assembly, lug box	Items 1 - 14

# LUG PLATE ASSEMBLY



<b>ITEM</b>	<b>PART NO.</b>	<b>QTY</b>	<b>DESCRIPTION</b>	<b>NOTES</b>
1	60145	12	Nut, .375-16 sflg, G5	
2	27828	1	Panel, lug box glastic	
3	28584	2	Bus, lug extension	
4	65890	5	Lug, terminal dual - 2 hole stacked	
5	60478	10	Screw, .375-16x2.0 std hex, G5	
6	28594	3	Bus, main breaker out	
7	60205	2	Screw, .375-16x1.0 std hex, G5	
8	28585	1	Bus, grounding link	

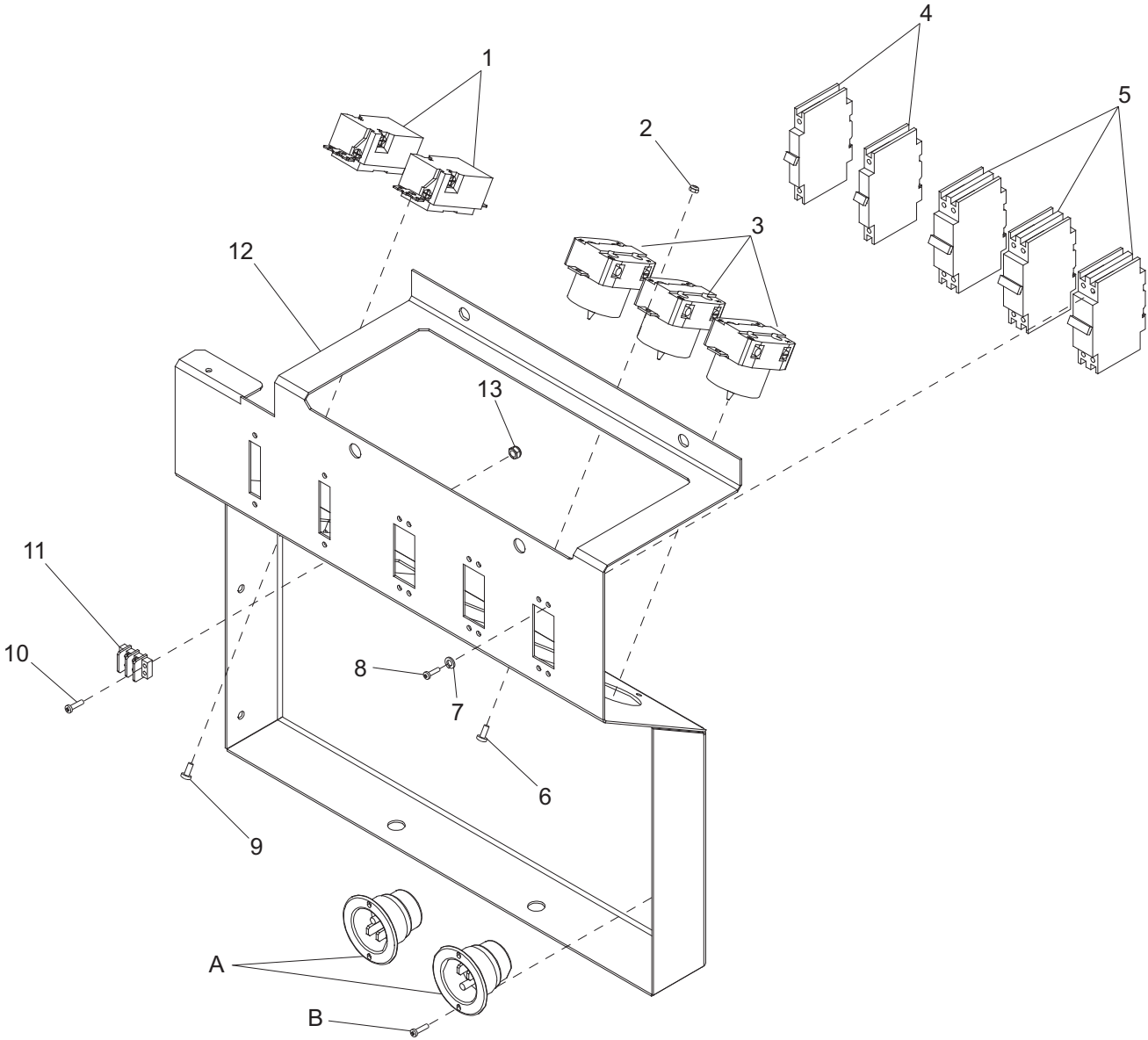
# LUG BOX DOOR ASSEMBLY





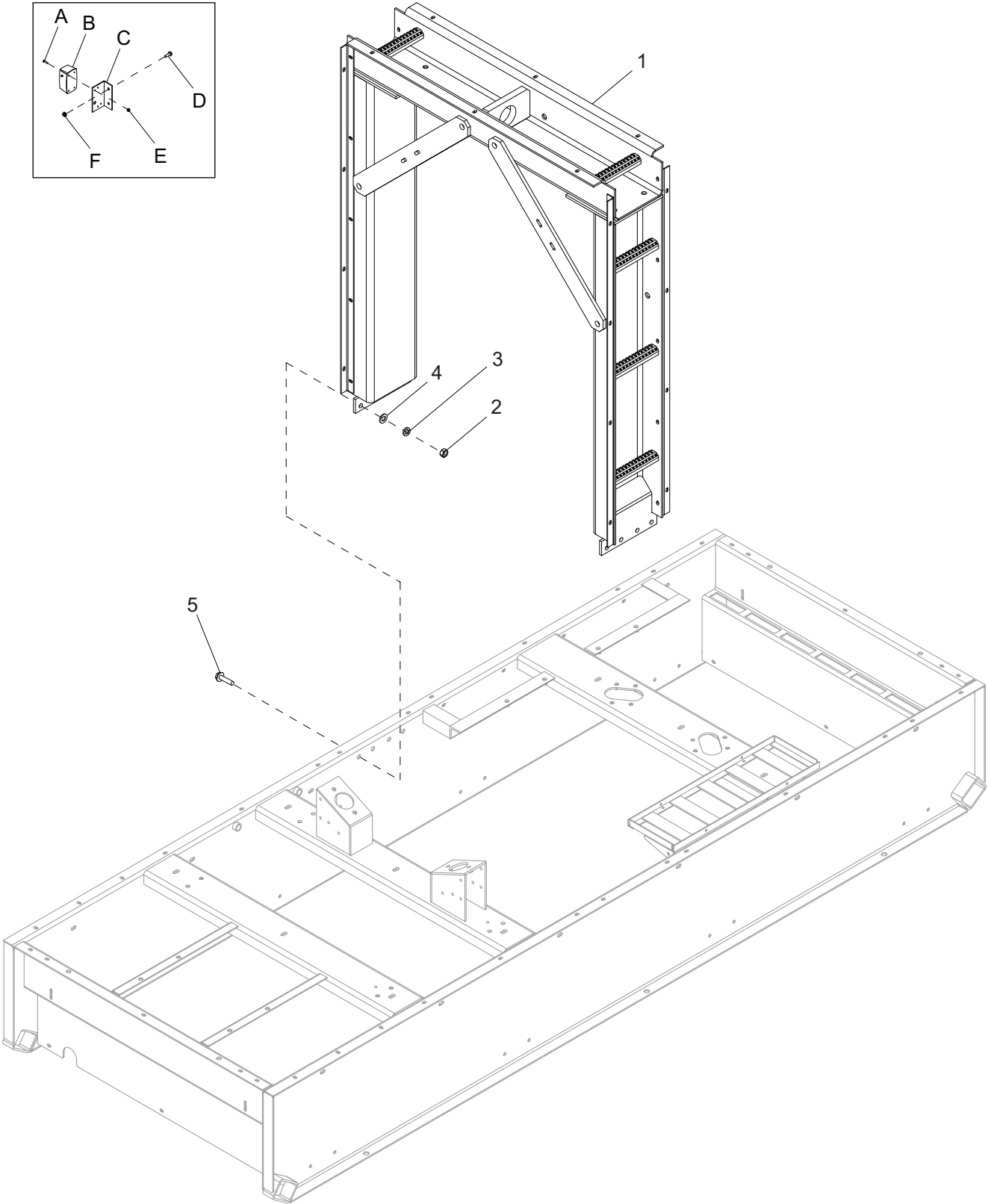
<b>ITEM</b>	<b>PART NO.</b>	<b>QTY</b>	<b>DESCRIPTION</b>	<b>NOTES</b>
1	60398	3	Screw, 10-32x.500 pan phil, SS	
2	28570W	1	Panel, lug box door	
3	22018	1	Hinge, continuous - 10.25 in	
4	61045	3	Nut, 10-32 sflg	
5	60252	2	Washer, #10 split lock	
6	60068	2	Screw, 10-24x.500 pan phil, G2	
7	12547	1	Assembly, cam lock, quarter turn	Items 8 - 9
8	12550	1	Cam lock lever leg	
9	12549	1	Cam lock cylinder	
10	18893	1	Handle, lug door	

# OUTLET PANEL ASSEMBLY



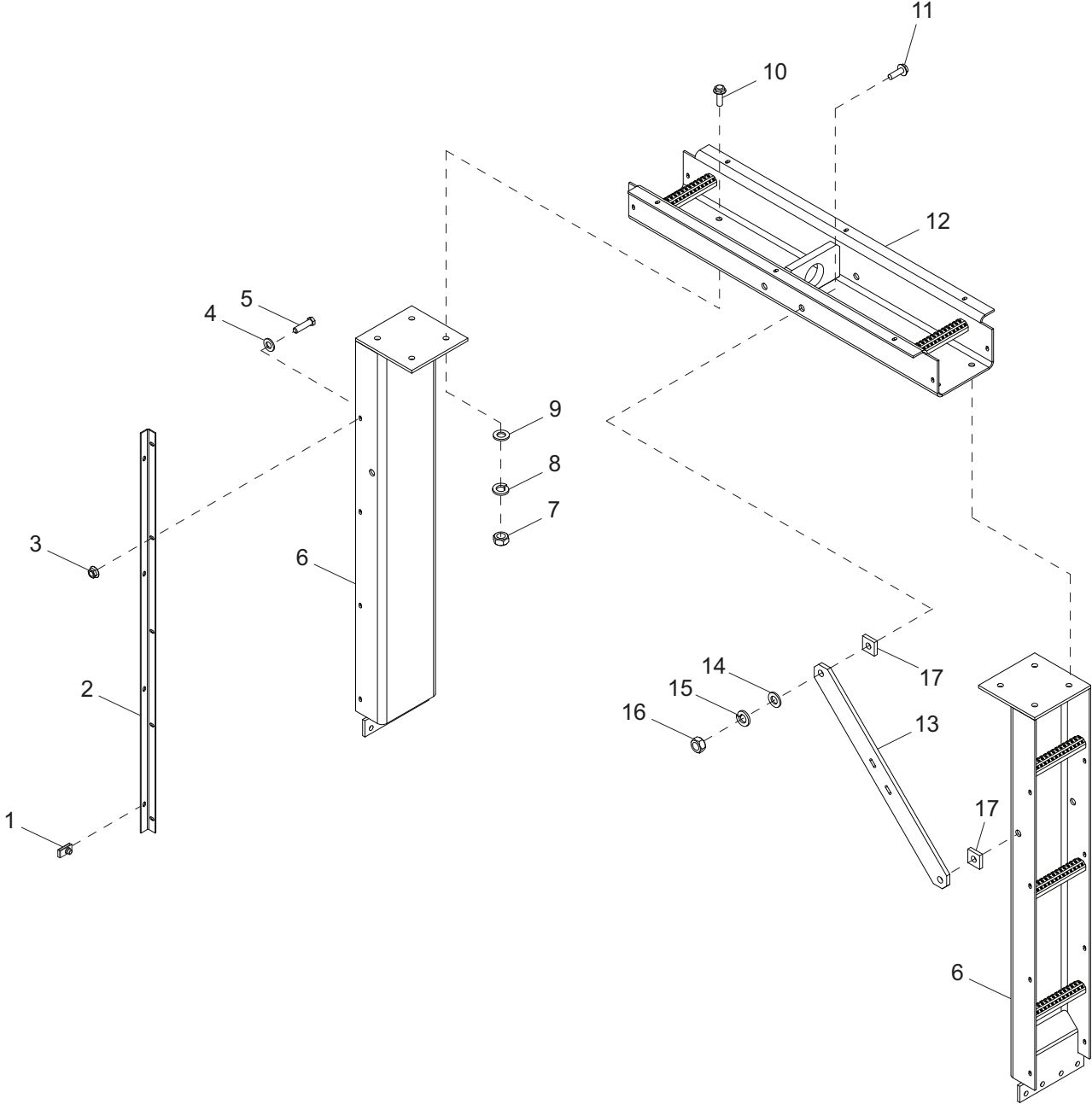
ITEM	PART NO.	QTY	DESCRIPTION	NOTES
1	14130	2	Receptacle, 120V/20A GFI	
2	60457	6	Nut, 10-24 nylock, G2	
3	18089	3	Receptacle, 240V/50A twist-lock	
4	18091	2	Breaker, 20A/240V, 1-pole	
5	18092	3	Breaker, 50A/240V, 2-pole	
6	60068	6	Screw, 10-24x.500 pan phil, G2	
7	60058	16	Washer, #6 split lock	
8	60046	16	Screw, 6-32x.750 pan phil, G2	
9	60405	4	Screw, 6-32x.250 pan phil, G2	
10	60526	2	Screw, 8-32x.500 pan phil, G2	
11	18890	1	Block, terminal - 2 pos	
12	26355W	1	Panel, outlet	
13	60270	2	Nut, 8-32 nylock, class 6	
--	66300	1	Wire group, receptacle	Not shown
A	65285	1	Receptacle, 120V/15A inlet	Option: battery charger
B	60364	2	Screw, 10-16x.500 std hex, G2	Option: battery charger

# LIFT STRUCTURE TO SKID ASSEMBLY



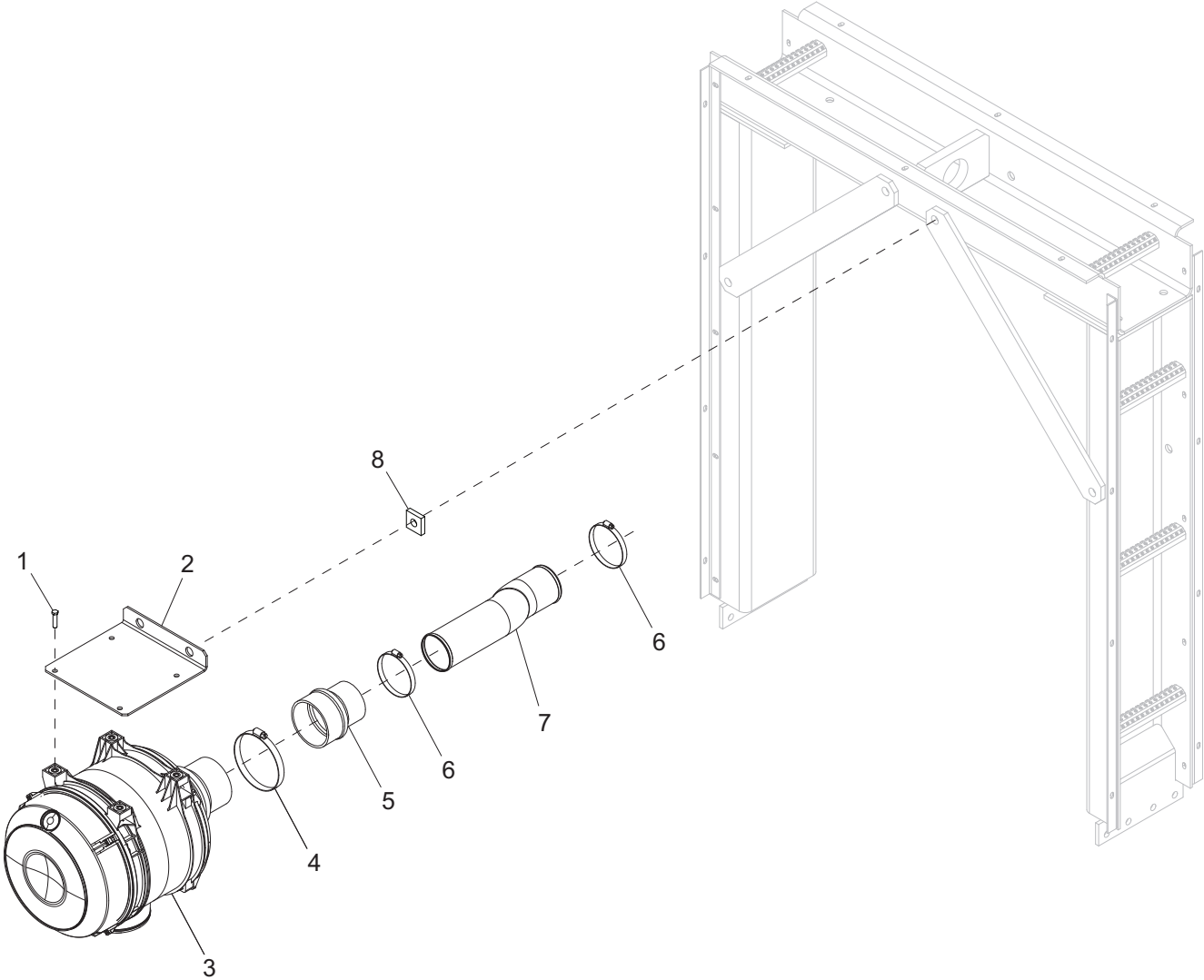
ITEM	PART NO.	QTY	DESCRIPTION	NOTES
1	<a href="#">Page 58</a>	1	Assembly, lift structure	
2	60520	8	Nut, .625-11 hex, G8	
3	60522	8	Washer, .625 split lock	
4	60521	8	Washer, .625 flat 1.743/.108	
5	61078	8	Screw, .625-11x2.0 flg hex, G8	
A	60445	8	Screw, M5-.80x16 pan phil, SS	Option: interior light
B	11947	2	Light, interior with switch	Option: interior light
C	23528B	2	Bracket, interior light	Option: interior light
D	61091	4	Screw, .312-18x1.0 sflg hex, G5	Option: interior light
E	60447	8	Nut, M5-.80 nylock, SS	Option: interior light
F	60095	4	Nut, .312-18 sflg	Option: interior light
--	65932	1	Harness, light option	Option: interior light (not shown)

# LIFT STRUCTURE ASSEMBLY



ITEM	PART NO.	QTY	DESCRIPTION	NOTES
1	60505	16	Nut, .312-18 U-clip - long type	
2	29866B	4	Bracket, lift structure - side	
3	60095	20	Nut, .312-18 sflg	
4	60340	20	Washer, .312 flat .875/.040, SS	
5	60507	20	Screw, .312-18x1.0 std hex, SS	
6	29727B	2	Weldment, lift channel - upright	
7	60520	8	Nut, .625-11 hex, G8	
8	60522	8	Washer, .625 split lock	
9	60521	8	Washer, .625 flat 1.743/.108	
10	61078	8	Screw, .625-11x2.0 sflg, G8	
11	63111	8	Screw, .750-10x2.250 flg hex, G8	
12	29726B	1	Weldment, lift structure - top	
13	23611B	4	Plate, gusset	
14	60081	8	Washer, M20 flat	
15	60248	8	Washer, .750 split lock	
16	60249	8	Nut, .750-10 hex, G8	
17	33391B	2	Spacer, lift structure	Located on rear left gusset only

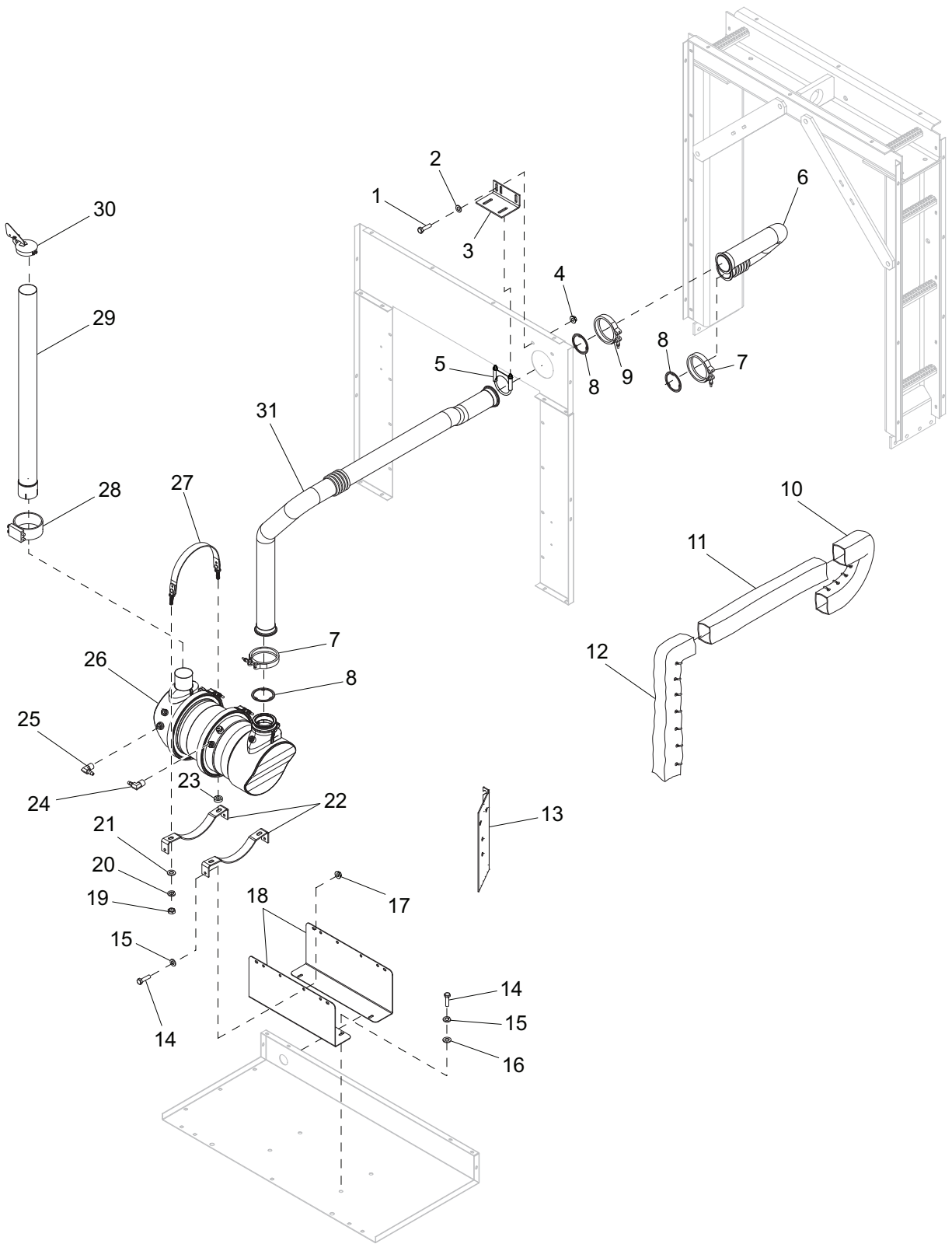
# AIR FILTER ASSEMBLY





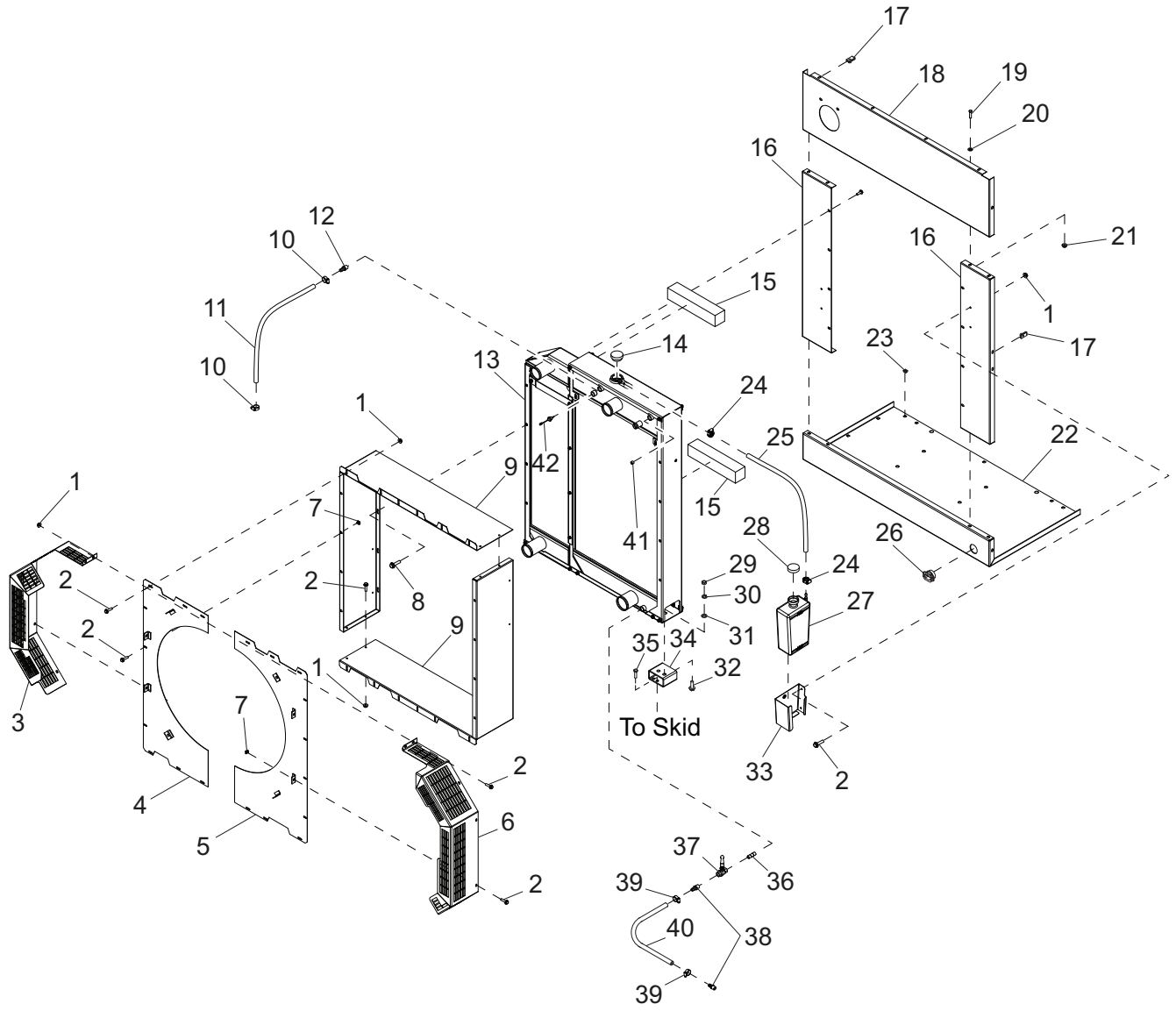
<b>ITEM</b>	<b>PART NO.</b>	<b>QTY</b>	<b>DESCRIPTION</b>	<b>NOTES</b>
1	60018	4	Screw, M10-1.25x20 sflg hex	
2	29935B	1	Bracket, air filter	
3	29765	1	Filter, air	
4	20182	1	Clamp, hose - SAE 088 (4.09-6.00)	
5	18660	1	Hose, hump molded rubber 5.0-4.0	
6	18663	2	Clamp, hose - SAE 060 (3.31-4.25)	
7	32026	1	Pipe, air filter outlet	
8	33391B	1	Spacer, lift structure	
--	30561	1	Element, air filter	Not shown
--	30562	1	Element, air filter safety	Not shown

# EXHAUST SYSTEM ASSEMBLY



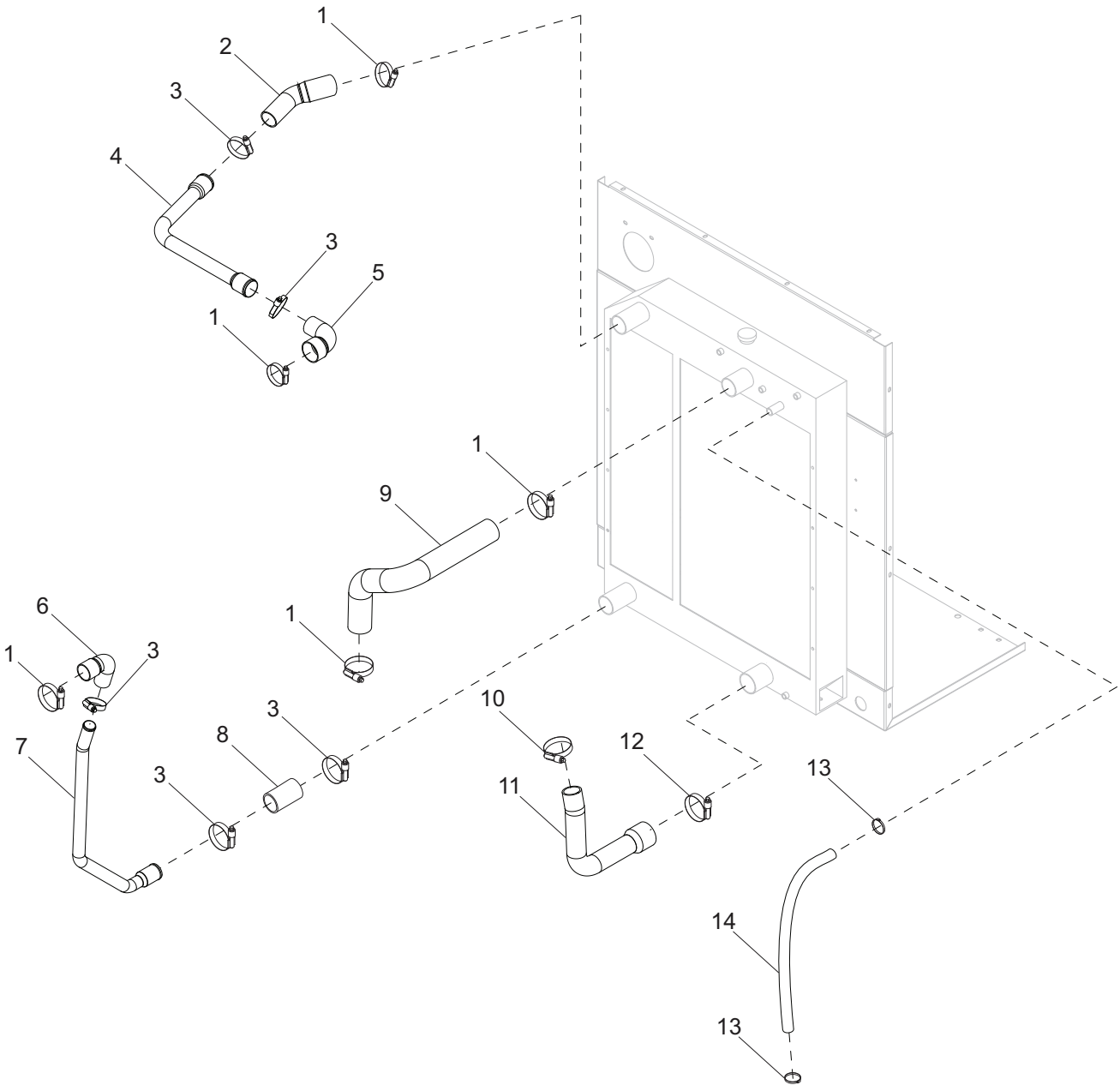
ITEM	PART NO.	QTY	DESCRIPTION	NOTES
1	61036	4	Screw, .375-16x1.25 std hex, SS	
2	60698	4	Washer, .375 flat .875/.040, SS	
3	32648B	1	Bracket, muffler pipe support	
4	60145	4	Nut, .375-16 sflg, G5	
5	18821	1	Clamp, muffler - 3.00	
6	31863	1	Pipe, exhaust engine out	
7	63248	2	Clamp, V-band - 3.88	
8	33265	3	Gasket, 3.0 exhaust pipe flange	
9	63247	1	Clamp, V-band - 3.82	
10	33221	1	Blanket, exhaust - engine 2	
11	33220	1	Blanket, exhaust - engine	
12	33222	1	Blanket, exhaust - DPF	
13	29875B	1	Bracket, DPF sensor	
14	60507	8	Screw, .312-18x1.0 std hex, SS	
15	60701	8	Washer, .312 split lock, SS	
16	60340	12	Washer, .312 flat, SS	
17	60095	4	Nut, .312-18 sflg	
18	32426B	2	Bracket, lower DPF support	
19	60013	4	Nut, M12-1.75 hex, class 10	
20	60204	4	Washer, .500 split lock	
21	60012	4	Washer, M12 flat	
22	32425	2	Bracket, DPF support	
23	24748B	3	Spacer, rod end	
24	63159	1	Fitting, elbow - 90° M/F - .375/-6	
25	63160	1	Fitting, elbow - 90° M/F - .500/-8	
26	--	1	Filter, exhaust - size 3 RI/RO	Contact John Deere Service Center for replacement
27	32428	2	Strap, DPF - size 3/5	
28	32066	1	Clamp, muffler - 3.00 wide band, SS	
29	32402	1	Pipe, exhaust DPF out	
30	21089	1	Cap, rain - 3.00	
31	32373	1	Exhaust pipe assy, filter inlet	
--	66832	1	Wire group, DPF harness	Not shown
--	60175	2	Screw, .250-20x.500 sflg hex, G5	Not shown, used to attach DPF sensor
--	60161	2	Nut, .250-20 sflg, G5	Not shown, used to attach DPF sensor

# COOLING SYSTEM ASSEMBLY



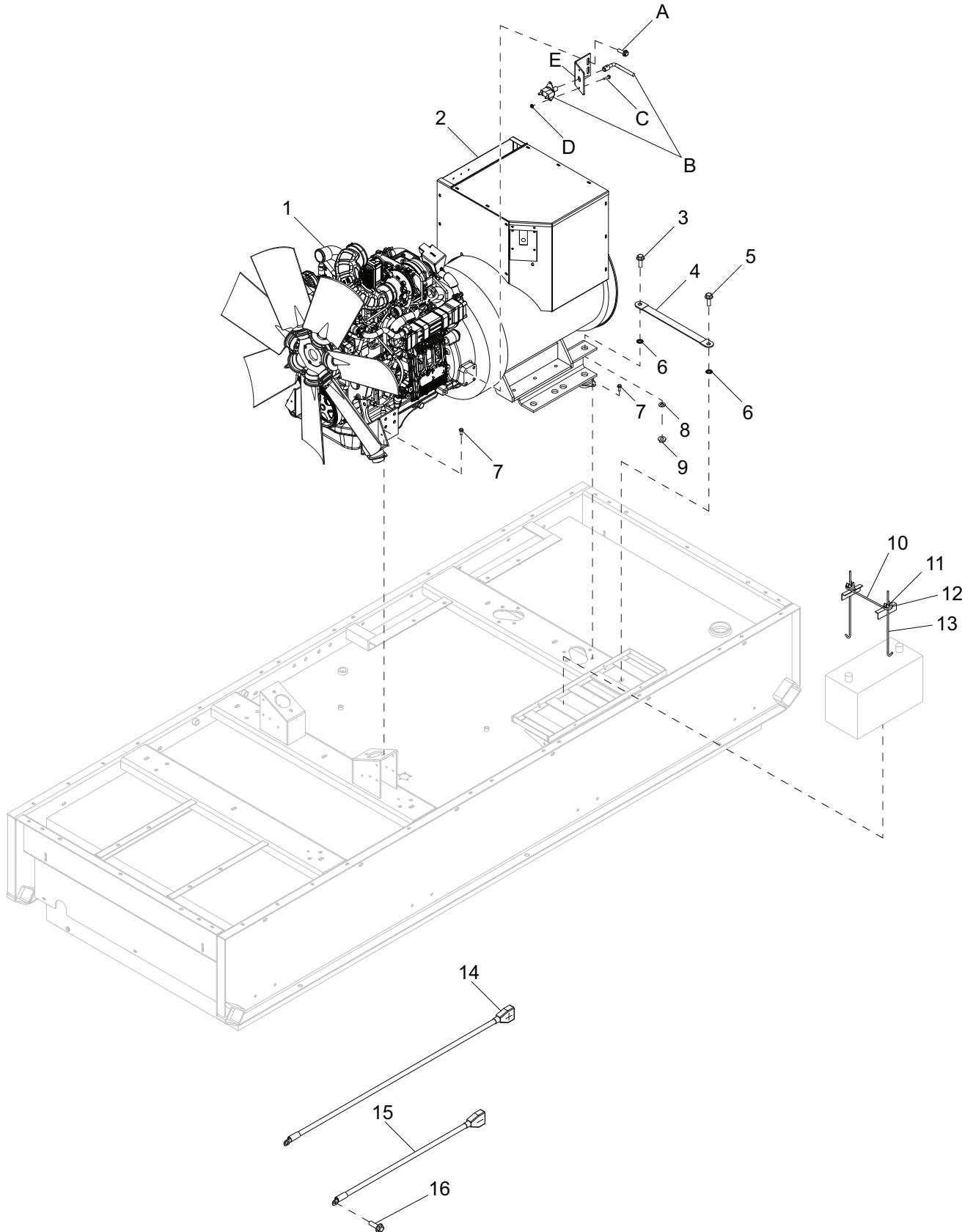
ITEM	PART NO.	QTY	DESCRIPTION	NOTES
1	60161	28	Nut, .250-20 sflg, G5	
2	60175	36	Screw, .250-20x.500 sflg hex, G5	
3	32327B	1	Guard, fan - left	
4	32325B	1	Weldment, fan shroud - left	
5	32324B	1	Weldment, fan shroud - right	
6	32326B	1	Guard, fan - right	
7	15424	16	Nut, .250-20 cage, G5	
8	60451	8	Screw, .375-16x.625 flg hex	
9	32376B	2	Radiator shroud	
10	14216	2	Clamp, hose - SAE 004 (.21-.62) mini	
11	50018	2.42 ft	Hose, fuel - .312 ID, 50 psi, SAE 30R7	
12	60999	1	Fitting, strt - .500MNPTx.312 barb, brs	
13	27904	1	Radiator, Tier IV	
14	33219	1	Cap, radiator - 18.0 psi	
15	26724	2	Foam, CAC sealing	
16	29849B	2	Panel, side bulkhead	
17	60505	10	Nut, .312-18 U-clip - long type	
18	29850B	1	Panel, upper bulkhead	
19	60507	8	Screw, .312-18x1.0 std hex, SS	
20	60340	8	Washer, .312 flat .875/.040, SS	
21	60095	8	Nut, .312-18 sflg	
22	29848B	1	Panel, lower bulkhead	
23	15425	11	Nut, .312-18 cage	
24	63192	2	Clamp, crimping band - .464 in	
25	50018	1.66 ft	Hose, fuel - .312 ID, 50 psi, SAE 30R7	
26	65239	1	Strain relief - 1.50 romex w/nut	
27	24952	1	Jug, overflow 2.5 qt	
28	19714	1	Cap, overflow bottle	
29	60013	2	Nut, M12-1.75 hex, class 10	
30	60204	2	Washer, .500 split lock	
31	60012	2	Washer, M12 flat	
32	60202	2	Screw, M12-1.75x35 sflg hex, G10.9	
33	26211B	1	Bracket, overflow jug	
34	32735B	2	Mount, radiator	
35	60055	4	Screw, M10-1.50x35 std hex, G10.9	
36	60438	1	Fitting, nipple, pipe - .500NPT x close	
37	19279	1	Valve, ball .500NPTF	
38	60502	2	Fitting, strt - .500NMNPTx.625 barb, brs	
39	60365	2	Clamp, hose - SAE 010 (.56-1.06)	
40	50201	1.25 ft	Hose, .625 in., 200 psi, class A	
41	18394	1	Fitting, plug - .500NPT x internal hex	
42	30942	1	Assy, low coolant switch/harness	
--	50354	3.25 ft	Seal, rubber - bubble type (.750)	Not shown
--	50230	6.12 ft	Weatherstripping - .188 x .500	Not shown
--	28965	1	Assembly, overflow jub	Items 1 - 2, 24 - 25, 27 - 28, & 33

# COOLING SYSTEM HOSES



ITEM	PART NO.	QTY	DESCRIPTION	NOTES
1	60666	5	Clamp, hose - const. torque 2.25-3.125	
2	32445	1	Hose, CAC - 2.00x2.50x6.0, 45°	
3	60660	5	Clamp, hose - const. torque 1.75-2.625	
4	34051	1	Pipe, CAC outlet	
5	32157	1	Hose, CAC - 2.00x2.50x90°	
6	32602	1	Hose, CAC - 1.50x2.00x4.0 leg length, 90°	
7	32072	1	Pipe, CAC inlet	
8	22060	1	Hose, CAC - 2.00-2.50x4.0	
9	32077	1	Hose, radiator - upper	
10	60316	1	Clamp, hose - SAE 032 (1.56-2.50)	
11	32437	1	Hose, radiator - lower	
12	60664	1	Clamp, hose - const. torque 2.75-3.625	
13	19338	2	Clamp, hose - SAE 016 (.68-1.50)	
14	50169	3.83 ft	Hose, 1.0 in., class A	

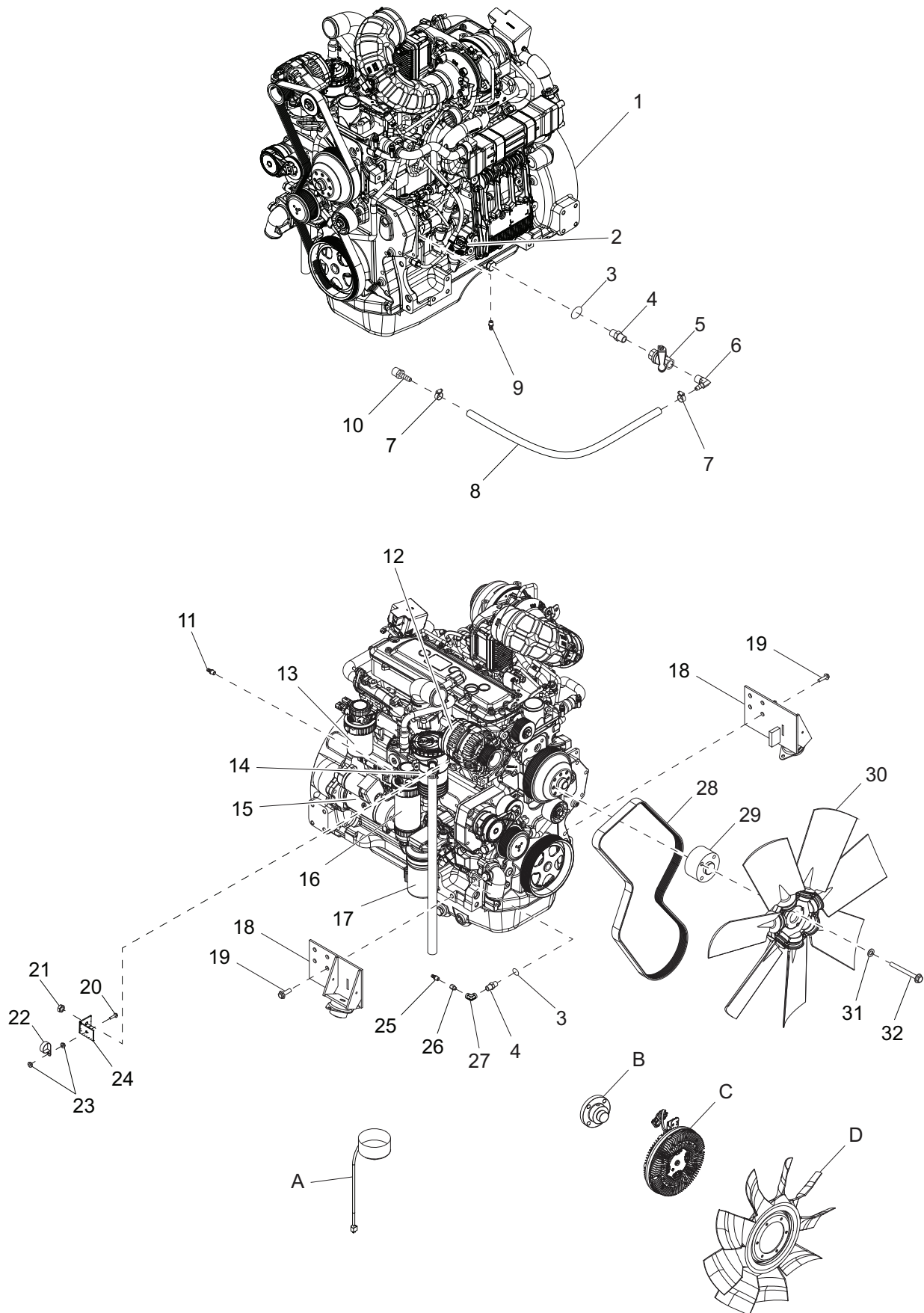
# ENGINE AND GENERATOR TO SKID ASSEMBLY





ITEM	PART NO.	QTY	DESCRIPTION	NOTES
1	<a href="#">Page 70</a>	1	Assembly, engine	
2	<a href="#">Page 76</a>	1	Assembly, generator	
3	60487	1	Screw, .375-16x1.50 sflg hex, G5	
4	19042	1	Strap, ground - 10 in	
5	60353	1	Screw, .375-16x1.0 flg hex, G2	
6	60053	2	Washer, .375 ext. star	
7	60018	8	Screw, M10-1.25x20 sflg hex, class 90	
8	60386	1	Washer, .375 flat .993/.064	
9	60145	1	Nut, .375-16 sflg, G5	
10	14682	1	Bracket, battery hold-down	
11	60090	2	Nut, .250-20 wing, G5	
12	60089	2	Washer, .265 fender 1.250/.060	
13	14146	2	Bolt, J - .250-20x10 in	
14	23814	1	Cable, battery - 54 in. 2/0 red w/boot	1/2 in. lug
15	18694	1	Cable, battery - 16 in. 1/0 blk	5/8 in. lug
16	60072	1	Screw, M12-1.75x25 sflg hex, G10.9	
--	50023	4.5 ft	Loom, wire - .625	Not shown
--	66790	1	Wire group, main harness	Not shown
A	60072	2	Screw, M12-1.75x25 sflg hex, G10.9	Option: battery disconnect
B	21489	1	Battery disconnect switch	Option: battery disconnect
C	60523	2	Screw, .250-20x.875 sflg hex	Option: battery disconnect
D	60161	2	Nut, .250-20 sflg, G5	Option: battery disconnect
E	23360B	1	Bracket, battery disconnect	Option: battery disconnect
--	23815	1	Cable, battery - 32 in 2/0 blk, 1/2 in. lug	Option: batt. disc. (not shown)
--	27517	1	Cable, battery - 22 in. 2/0 blk, 1/2 in. lug	Option: batt. disc. (not shown)

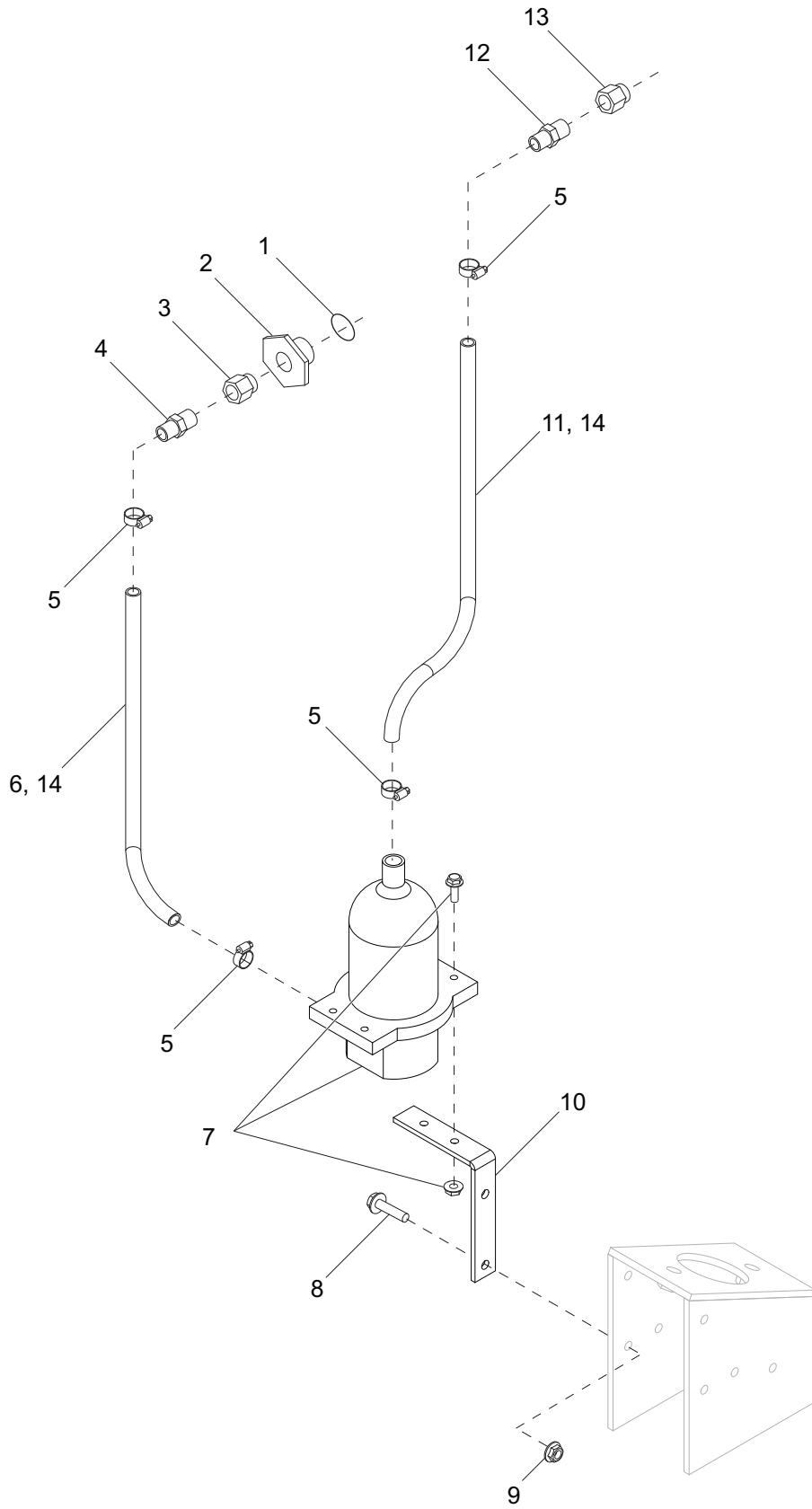
# ENGINE ASSEMBLY



ITEM	PART NO.	QTY	DESCRIPTION	NOTES
1	30129	1	Engine, Deere 4045HFG93 - iT4, 166hp	
2	33069	1	Dipstick/oil cap	
3	19466	2	Seal, M18	
4	19257	2	Fitting, strt - .500MNPTxM18 O-ring seal	
5	19279	1	Valve, ball .500NPTF	
6	61014	1	Fitting, 90° - .500MNPTx.625 barb, brs	
7	63252	2	Clamp, hose - spring type - 24ST	
8	50201	2.92 ft	Hose, .625 in., 200 psi, class A	
9	63239	1	Fitting, fuel return .56x.312 barb	
10	60502	1	Fitting, strt - .500MNPTx.625 barb, brs	
11	63130	1	Fitting, M12x1.5x.375 barb	
12	32910	1	Alternator, engine	
13	33023	1	Filter, fuel - final	
14	32249	1	Element, OVR	
15	32947	1	Starter	
16	33024	1	Filter, fuel - primary	
17	32912	1	Filter, oil	
18	Page 74	2	Assembly, engine mount	
19	60072	6	Screw, M12-1.75x25 sflg hex, G10.9	
20	60479	1	Screw, .250-20x1.0 sflg hex, G5	
21	60344	1	Nut, M10-1.25 hex, SS	
22	60716	1	Clamp, tubing - 1.50 lt duty	
23	60161	2	Nut, .250-20 sflg, G5	
24	29789B	1	Bracket, lift eye block off	
25	25496	1	Fitting, strt - .750MNPTx1.0 barb, brs	
26	22461	1	Fitting, strt - .500MNPTx.750FNPT, brs	
27	22462	1	Fitting, 90° - .500FNPTx.500FNPT, brs	
28	33005	1	Belt, fan/alternator	
29	34047	1	Spacer, fan (4 hole - 1.63 long)	
30	34050	1	Fan, engine - 26 in	
31	60026	4	Washer, M10 split lock	
32	62262	4	Screw, M10-1.50x70 std hex, G10.9	
--	32911	1	Filter, fuel - primary and secondary	Items 13 & 16
--	33070	1	Thermostat - engine	Not shown
A	27272	1	Heater, oil vapor recovery	Option: OVR heater
--	66658	3 ft	Loom, wire - 1.06 ID	Option: OVR heater (not shown)
B	30264	1	Hub, fan clutch mount	Option: clutch fan
C	30268	1	Clutch, fan - for 23/26 in	Option: clutch fan
D	30753	1	Fan, engine - 26 in	Option: clutch fan
--	31808B	1	Spacer, .750 ODx.438 IDx2.75 long	Option: clutch fan (not shown)
--	63162	1	Screw, M10-1.50x100 std hex, G10.9	Option: clutch fan (not shown)
--	33950B	1	Plate, clutch sensor	Option: clutch fan (not shown)
--	60451	1	Screw, .375-16x.625 flg hex	Option: clutch fan (not shown)
--	60168	1	Screw, .312-18x.750 std hex, G5	Option: clutch fan (not shown)
--	60303	1	Nut, .312-18 nylock, G2	Option: clutch fan (not shown)
--	29877	1	Heater, fuel filter	Option: fuel filter heater (not shown)
--	32141	1	Harness, fuel filter heater	Option: fuel filter heater (not shown)
--	31023	1	Decal, relay labeling - fuel filter	Option: fuel filter heater (not shown)

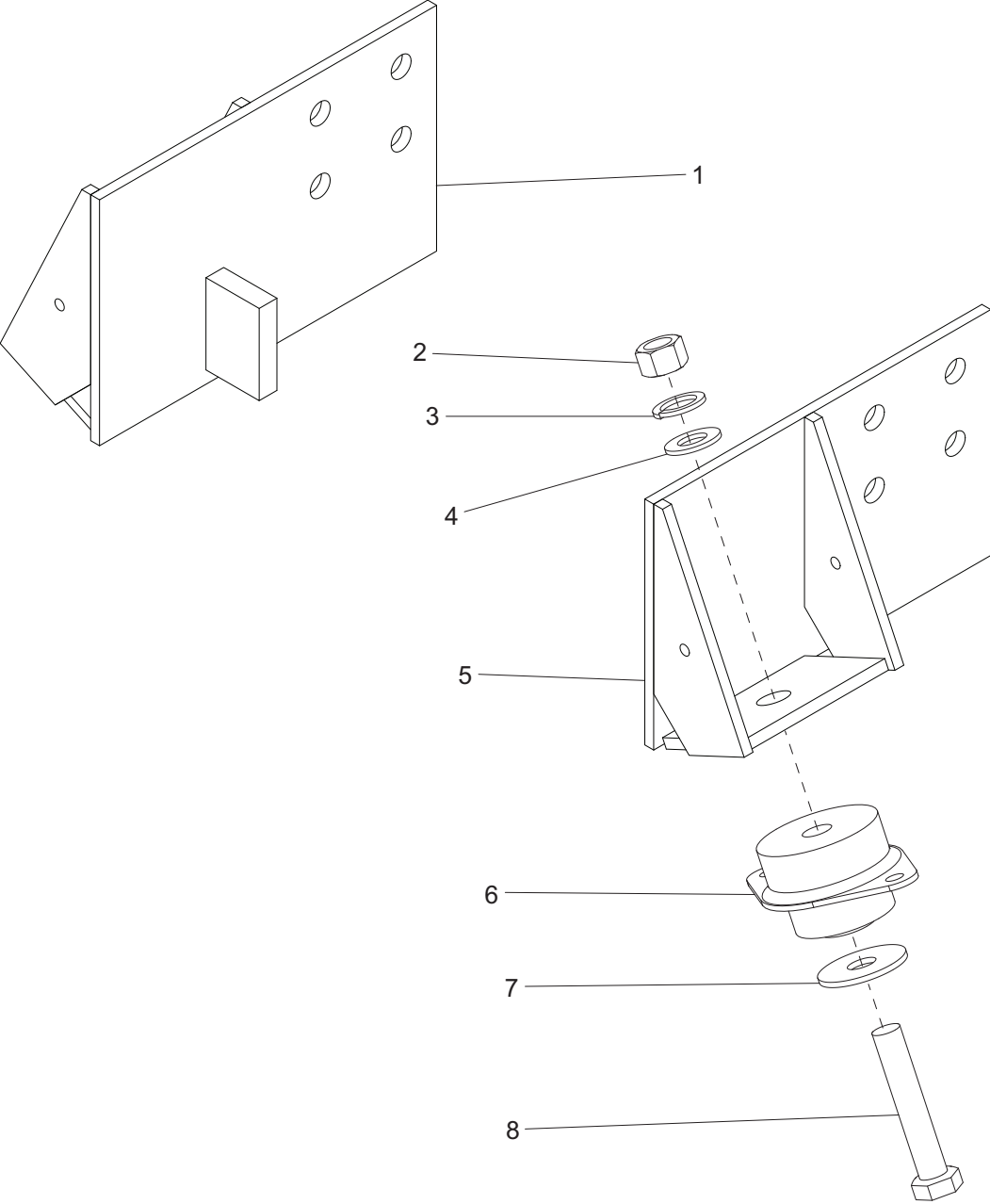
**Note:** Engine and generator parts used in all Magnum Power Products LLC equipment carry the Original Equipment Manufacturer (OEM) warranty unless otherwise stated. OEM warranty parts must be purchased through an OEM dealer. Please contact Magnum Power Products LLC with questions.

# HOTSTART ASSEMBLY OPTION



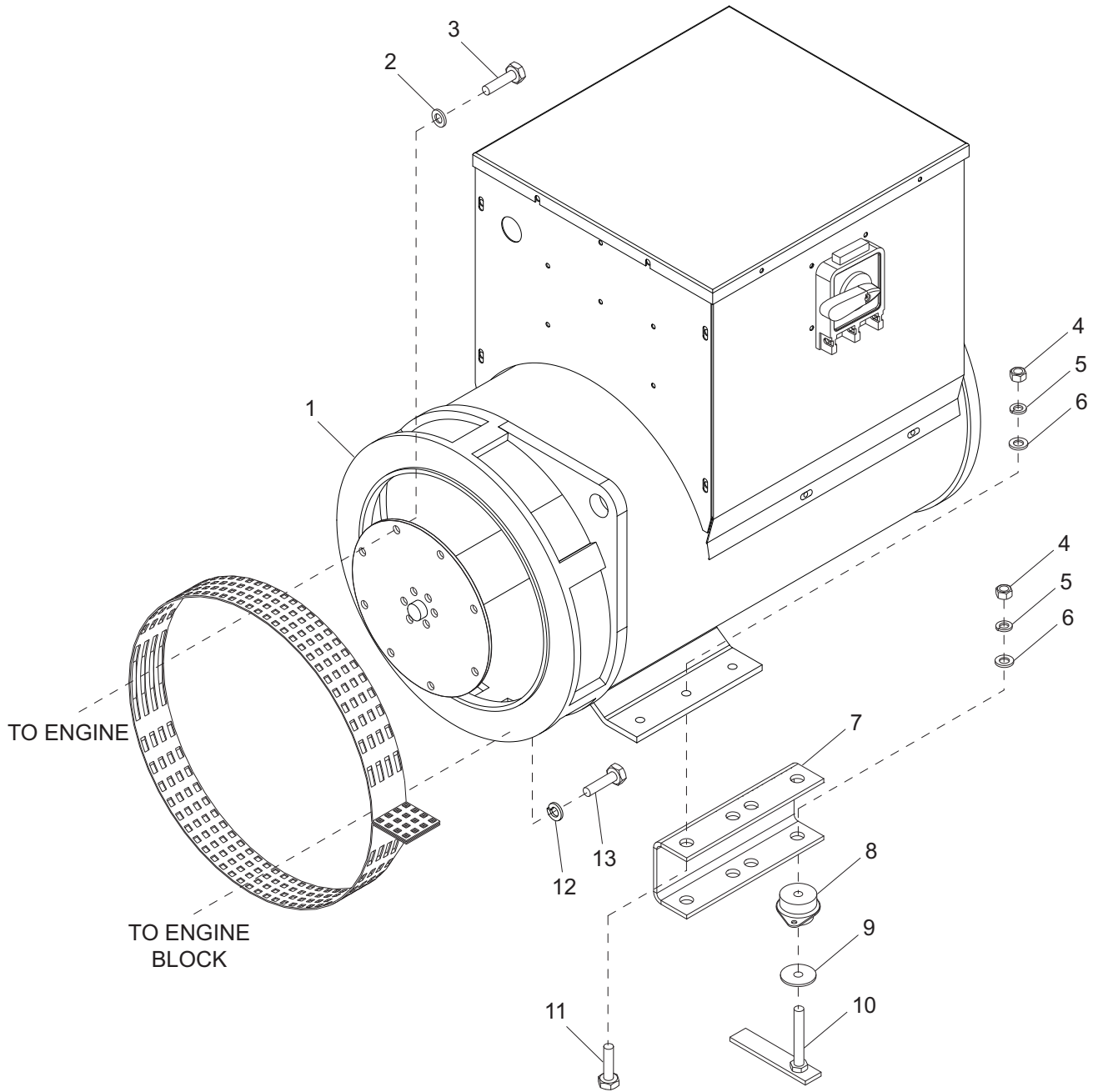
ITEM	PART NO.	QTY	DESCRIPTION	NOTES
1	22589	1	O-ring, 1.625 in	
2	22588	1	Fitting, strt (O-ring seal) - 1.625xM18	
3	61033	1	Fitting, strt - .375NPTxM18x1.50 O-ring, brs	
4	25931	1	Fitting, strt - .375NPTx.625 barb, brass	
5	60365	4	Clamp, hose - SAE 010 (.56-1.06)	
6	50201	2 ft	Hose, .625 in., 200 psi, class A	
7	25938	1	Heater, coolant, 120V, 1500W, 12.5A	
8	61091	2	Screw, .312-18x1.0 sflg hex, G5	
9	60095	2	Nut, .312-18 sflg	
10	33952B	1	Bracket, hot start mount	
11	50201	2 ft	Hose, .625 in., 200 psi, class A	
12	60502	1	Fitting, strt - .500MNPTx.625 barb, brs	
13	19307	1	Fitting, strt - .500FNPTxM22x1.50	
14	66658	6 ft	Loom, wire - 1.06 ID	
--	910022	1	Kit, Kim hotstart	Item 1 - 14

# ENGINE MOUNT ASSEMBLY



<b>ITEM</b>	<b>PART NO.</b>	<b>QTY</b>	<b>DESCRIPTION</b>	<b>NOTES</b>
1	27816B	1	Weldment, engine mount - right	
2	60520	2	Nut, .625-11 hex, G8	
3	60522	2	Washer, .625 split lock	
4	60521	2	Washer, .625 flat 1.743/.108	
5	27817B	1	Weldment, engine mount - left	
6	18084	2	Isolator, rubber 840/560 lbs	
7	18086	2	Washer, .650 snub 2.250/.180	
8	60519	2	Screw, .625-11x3.500 std hex, G8	

# GENERATOR ASSEMBLY

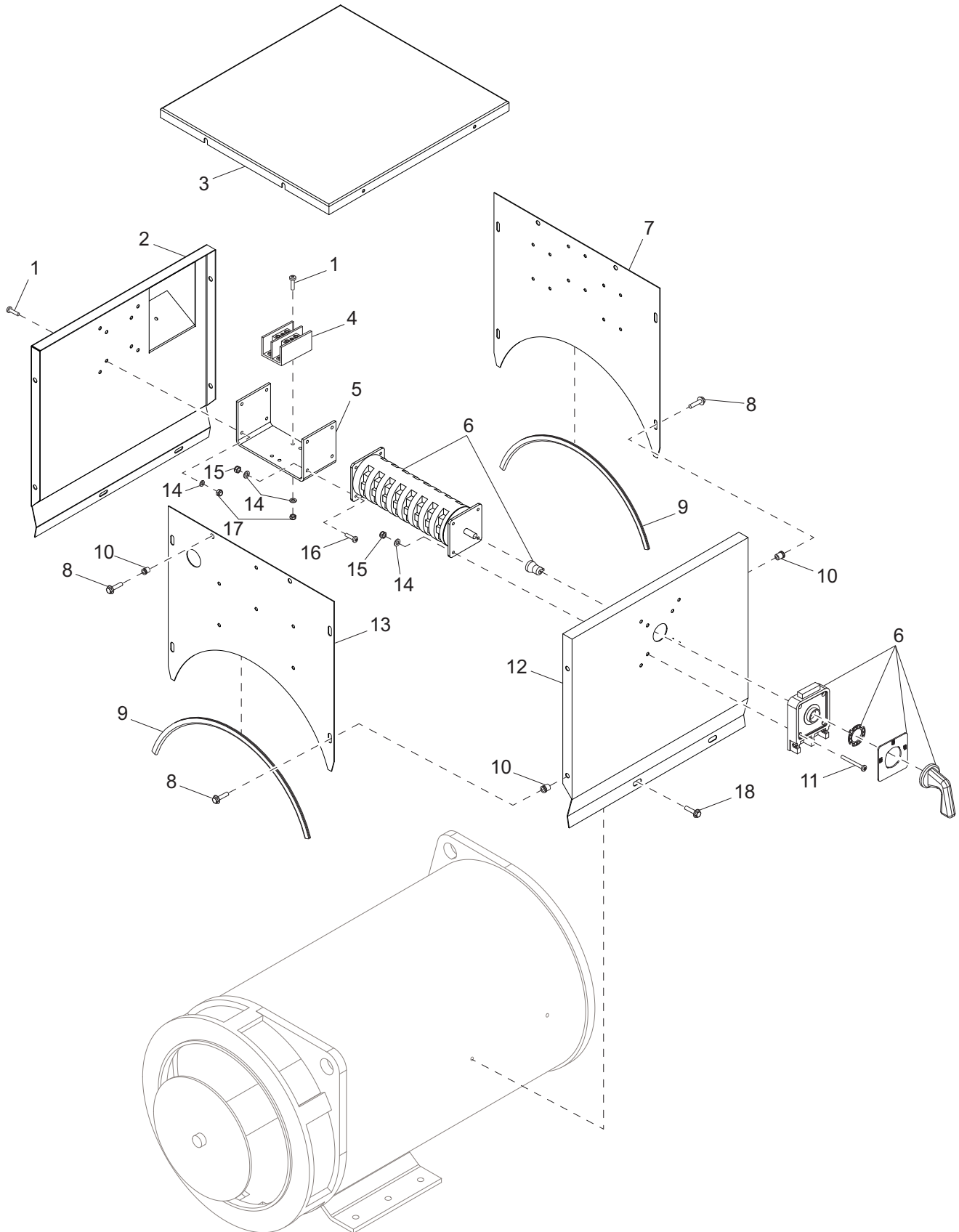




ITEM	PART NO.	QTY	DESCRIPTION	NOTES
1	22098	1	Generator, Marathon, 363PSL1607	
2	60151	8	Washer, .375 flat .810/.060	
3	60179	8	Screw, .375-16x.750 std hex, G8	
4	60520	6	Nut, .625-11 hex, G8	
5	60522	6	Washer, .625 split lock	
6	60521	6	Washer, .625 flat 1.743/.108	
7	27812B	2	Bracket, generator mount spacer	
8	18084	2	Isolator, rubber 840/560 lbs	
9	18086	2	Washer, .650 snub 2.250/.180	
10	27168	2	Weldment, anti-turn bolt .625x4.00 in	
11	60994	4	Screw, .625-11x1.500 flg hex, G8	
12	60026	12	Washer, M10 split lock	
13	60055	12	Screw, M10-1.50x35 std hex, G10.9	
--	22125	1	Generator, Marathon, 431PSL6206	Option: Super Start

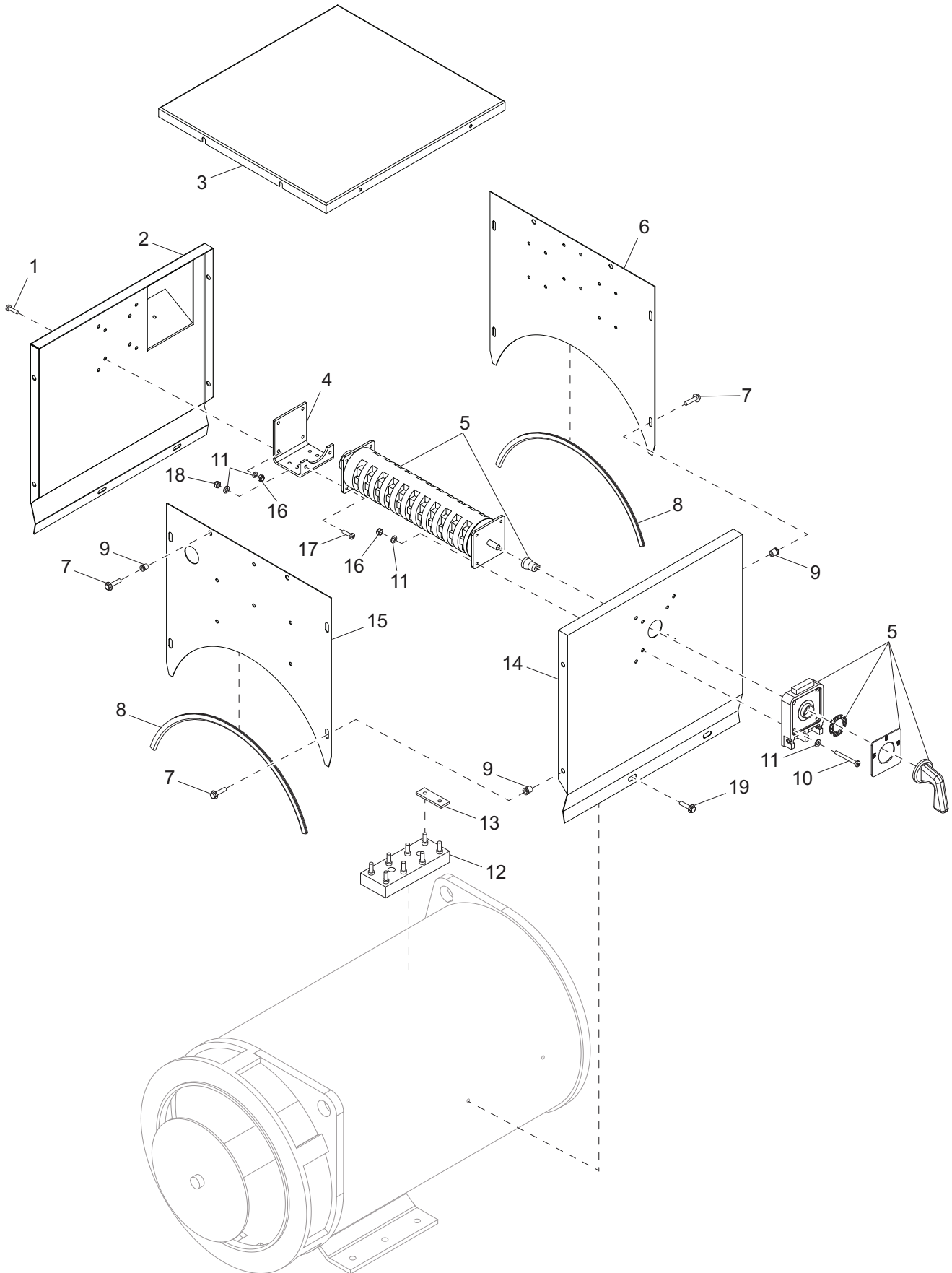
**Note:** Engine and generator parts used in all Magnum Power Products LLC equipment carry the Original Equipment Manufacturer (OEM) warranty unless otherwise stated. OEM warranty parts must be purchased through an OEM dealer. Please contact Magnum Power Products LLC with questions.

# GENERATOR BOX ASSEMBLY - STD GEN, 3 POSITION VOLTAGE SELECTOR SWITCH



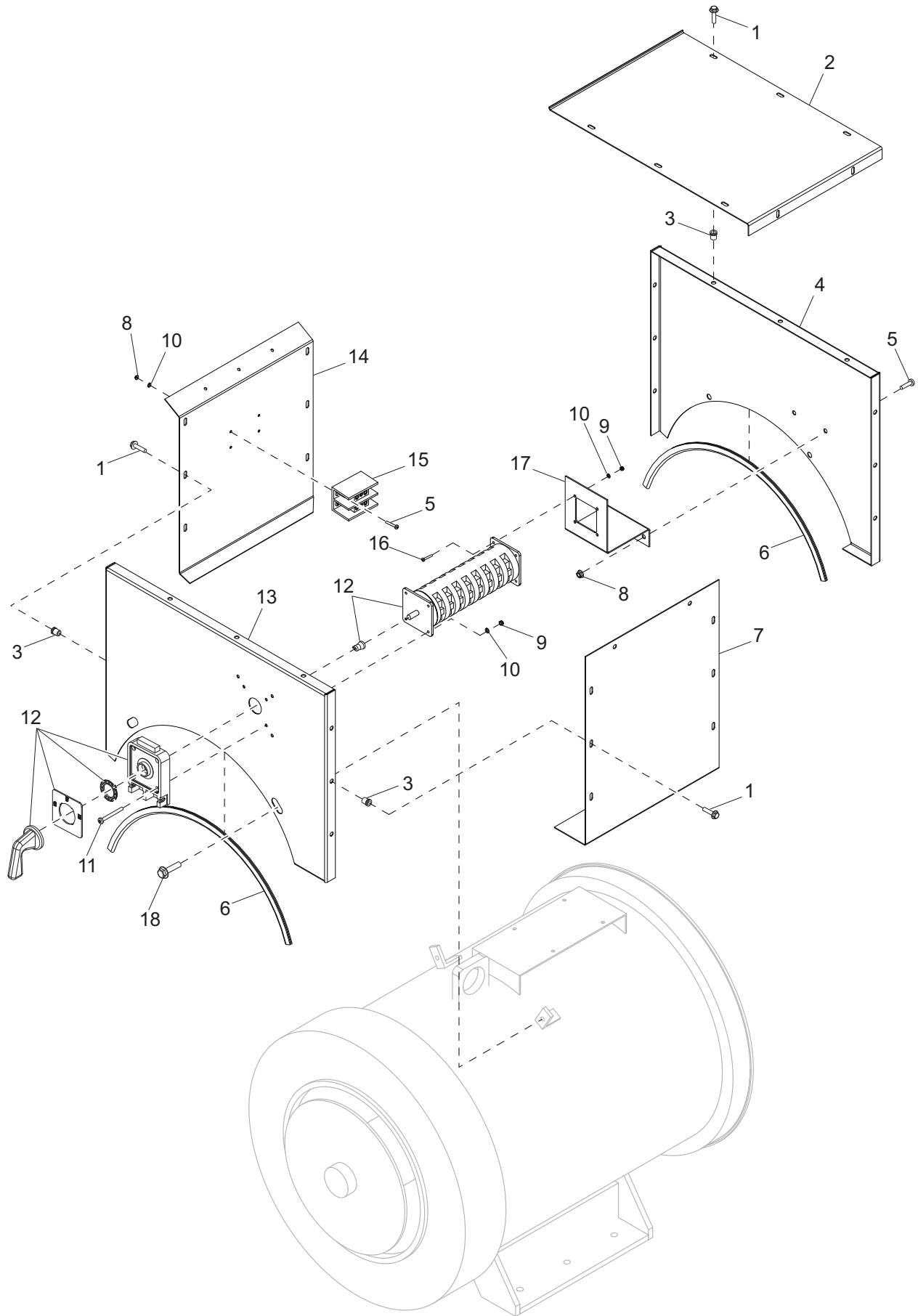
ITEM	PART NO.	QTY	DESCRIPTION	NOTES
1	60062	8	Screw, 10-32x.750 pan phil, G2	
2	22288B	1	Panel, generator box - right	
3	19761B	1	Panel, generator box - top	
4	19368	1	Block , terminal, 2-pole lug type, 2/0	
5	18486B	1	Bracket, phase switch	
6	18102	1	Switch, phase - 200A, 3 pos. (Y,y,Z)	
7	18769B	1	Panel, generator box - rear	
8	60087	12	Screw, M6-1.0x16 sflg hex, G8.8	
9	20258	2	Seal, generator box	
10	60023	12	Insert, M6 threaded	
11	60533	4	Screw, 10-24x1.500 pan phil, G2	
12	19776B	1	Panel, generator box - left	
13	22287B	1	Panel, generator box - front	
14	60237	16	Washer, #10 flat .495/.036	
15	60457	8	Nut, 10-24 nylock, G2	
16	60850	4	Screw, 10-24x.750 pan phil, G2	
17	61045	8	Nut, 10-32 sflg	
--	61179	1	Wire group, 3 pos. phase sw jumpers	Not shown
--	22448	1	Assembly, generator box	Items 1 - 17
--	60618	1	Wire group, 3 pos. AC cables	Not shown
18	60115	4	Screw, M6-1.00x12 sflg hex, G8.8	

# GENERATOR BOX ASSEMBLY - STD GEN, 4 POSITION VOLTAGE SELECTOR SWITCH



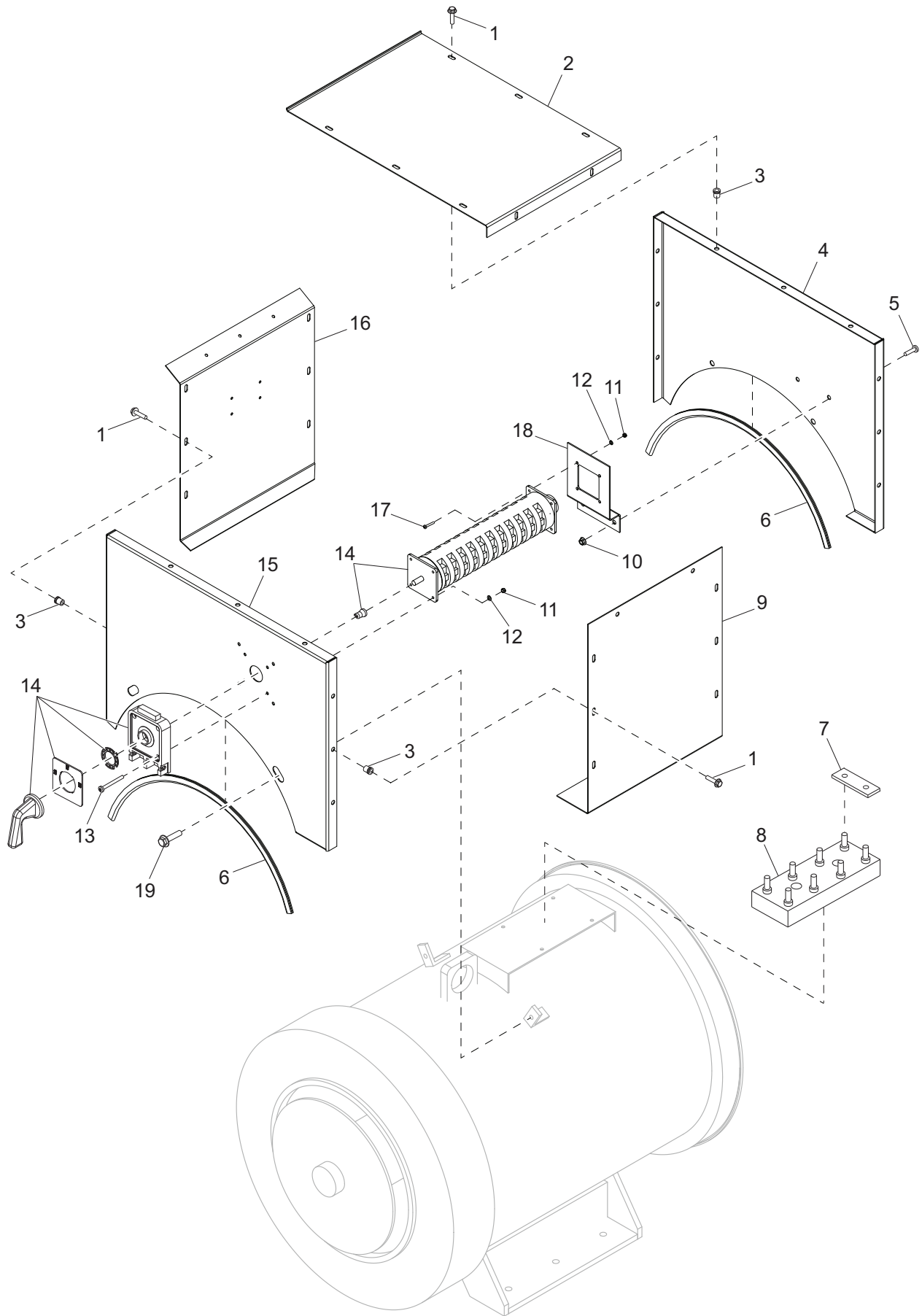
ITEM	PART NO.	QTY	DESCRIPTION	NOTES
1	60062	4	Screw, 10-32x.750 pan phil, G2	
2	22288B	1	Panel, generator box - right	
3	19761B	1	Panel, generator box - top	
4	28499B	1	Bracket, phase switch	
5	65657	1	Switch, phase - 200A, 4 pos. (Y,y,D,Z)	
6	18769B	1	Panel, generator box - rear	
7	60087	12	Screw, M6-1.00x16 sflg hex, G8.8	
8	20258	2	Seal, generator box	
9	60023	12	Insert, M6 threaded	
10	60533	4	Screw, 10-24x1.500 pan phil, G2	
11	60237	10	Washer, #10 flat .495/.036	
12	65740	1	Lug block, 8-pole	
13	18935	2	Lug, switch extension terminal	
14	19776B	1	Panel, generator box - left	
15	22287B	1	Panel, generator box - front	
16	60457	6	Nut, 10-24 nylock, G2	
17	60850	4	Screw, 10-24x.750 pan phil, G2	
18	61045	4	Nut, 10-32 sflg	
--	62097	1	Wire group, 200A leads & jumpers 4 pos	Not shown
--	22492	1	Wire group, 200A AC cables	Not shown
--	24255	1	Assembly, generator box	Items 1 - 18
19	60115	4	Screw, M6-1.00x12 sflg hex, G8.8	

# GENERATOR BOX ASSEMBLY - SS GEN, 3 POSITION VOLTAGE SELECTOR SWITCH



ITEM	PART NO.	QTY	DESCRIPTION	NOTES
1	60087	18	Screw, M6-1.00x16 sflg hex, G8.8	
2	22243B	1	Panel, generator box - top	
3	60023	18	Insert, M6 threaded	
4	22242B	1	Panel, generator box - rear	
5	60062	6	Screw, 10-32x.750 pan phil, G2	
6	20258	2	Seal, generator box	
7	22240B	1	Panel, generator box - left	
8	61045	6	Nut, 10-32 sflg	
9	60457	8	Nut, 10-24 nylock, G2	
10	60237	12	Washer, #10 flat .495/.036	
11	60533	4	Screw, 10-24x1.500 pan phil, G2	
12	18102	1	Switch, phase - 200A, 3 pos. (Y,y,Z)	
13	22239B	1	Panel, generator box - front	
14	22241B	1	Panel, generator box - right	
15	65165	1	Block, terminal - 2-pole lug type	
16	60850	4	Screw, 10-24x.750 pan phil, G2	
17	23706B	1	Bracket, phase switch	
--	61179	1	Wire group, 3 pos. phase switch jumpers	Not shown
--	24104	1	Assembly, generator box	Items 1 - 17
--	60618	1	Wire group, 3 pos. AC cables	Not shown
18	60115	4	Screw, M6-1.00x12 sflg hex, G8.8	

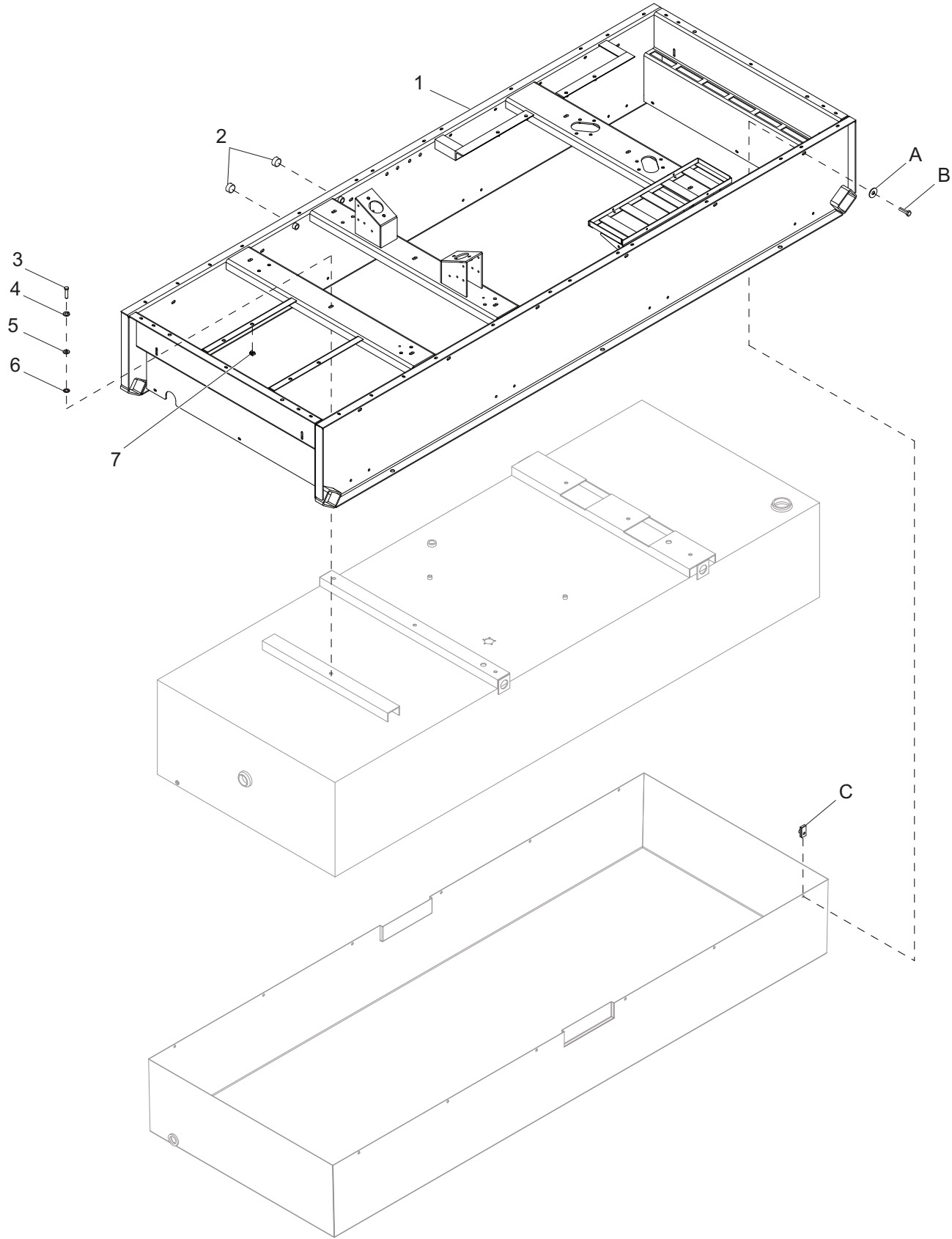
# GENERATOR BOX ASSEMBLY - SS GEN, 4 POSITION VOLTAGE SELECTOR SWITCH





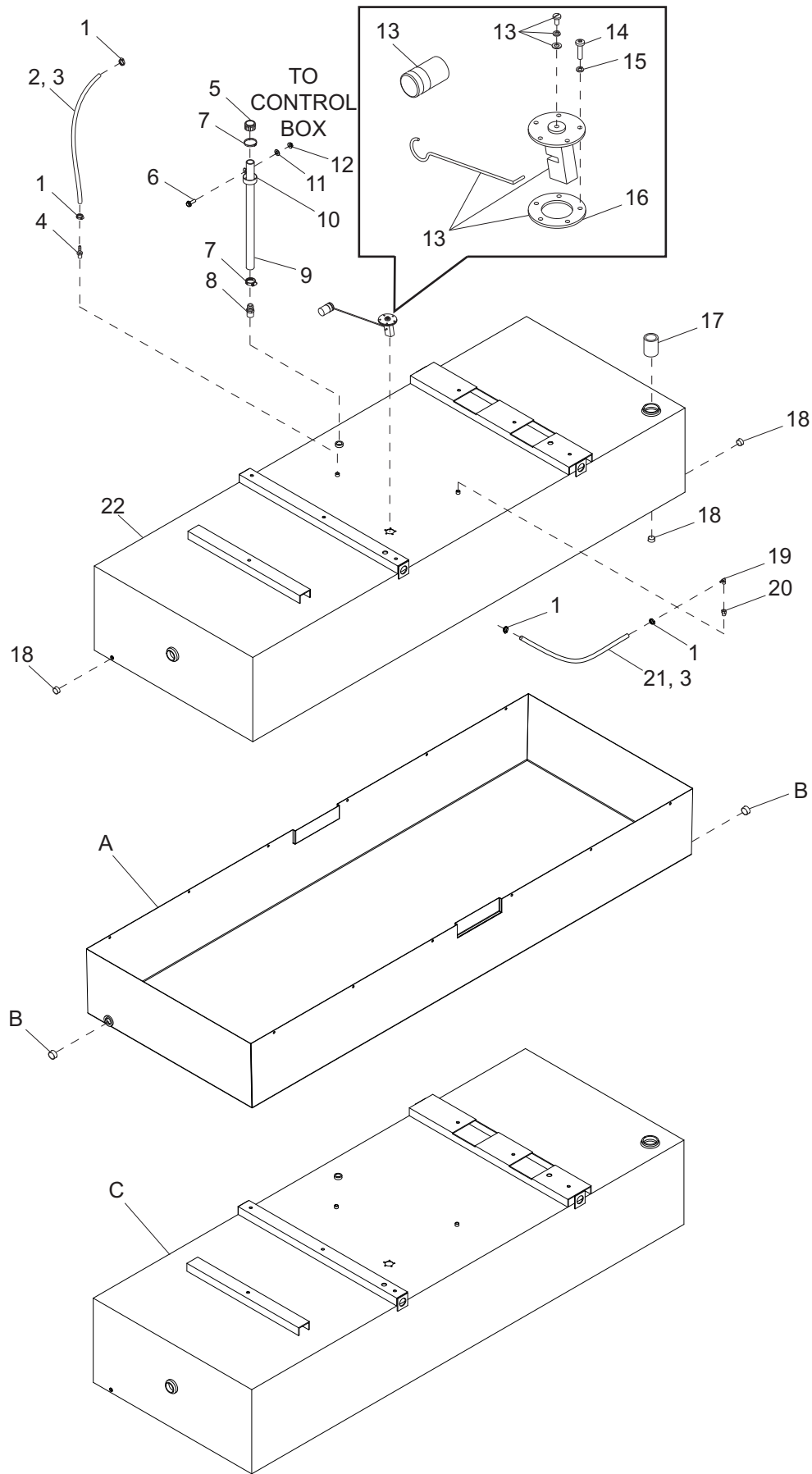
ITEM	PART NO.	QTY	DESCRIPTION	NOTES
1	60087	18	Screw, M6-1.00x16 sflg hex, G8.8	
2	22243B	1	Panel, generator box - top	
3	60023	18	Insert, M6 threaded	
4	22242B	1	Panel, generator box - rear	
5	60062	2	Screw, 10-32x.750 pan phil, G2	
6	20258	2	Seal, generator box	
7	18935	2	Lug, switch extension terminal	
8	65740	1	Lug block, 8-pole	
9	22240B	1	Panel, generator box - left	
10	61045	2	Nut, 10-32 sflg	
11	60457	8	Nut, 10-24 nylock, G2	
12	60237	8	Washer, #10 flat .495/.036	
13	60533	4	Screw, 10-24x1.500 pan phil, G2	
14	65657	1	Switch, phase - 200A, 4 pos. (Y,y,D,Z)	
15	22239B	1	Panel, generator box - front	
16	22241B	1	Panel, generator box - right	
17	60850	4	Screw, 10-24x.750 pan phil, G2	
18	28500B	1	Bracket, phase switch	
--	24256	1	Assembly, generator box	Items 1 - 18
--	22492	1	Wire group, 200A AC cables	Not shown
--	62097	1	Wire group, 200A leads & jumpers 4 pos	Not shown
19	60115	4	Screw, M6-1.00x12 sflg hex, G8.8	

**SKID ASSEMBLY**



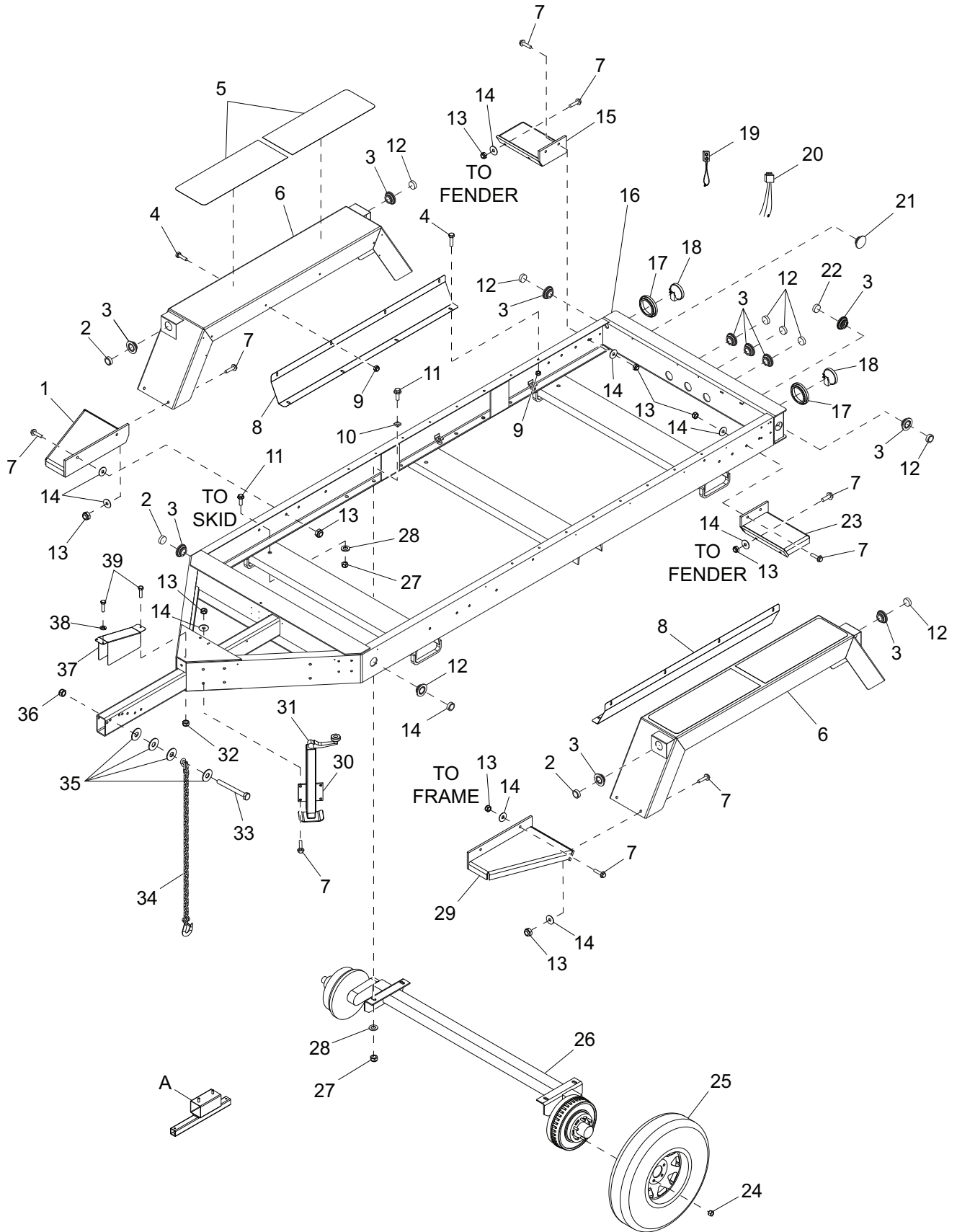
ITEM	PART NO.	QTY	DESCRIPTION	NOTES
1	29629B	1	Weldment, skid	
2	18394	2	Fitting, plug - .500NPT x internal hex	
3	60323	7	Screw, .375-16x1.500 std hex, G8	
4	60206	7	Washer, .375 split lock	
5	60729	7	Washer, .375 fender 1.500/.090	
6	60369	1	Washer, M12 ext. star	
7	15425	4	Nut, .312-18 cage	
A	60452	12	Washer, .313 flat 1.125/1.0 bnded rub SS	Option: containment
B	60507	12	Screw, .312-18x1.0 std hex, SS	Option: containment
C	60505	12	Nut, .312-18 U-clip - long type	Option: containment

# FUEL TANK ASSEMBLY



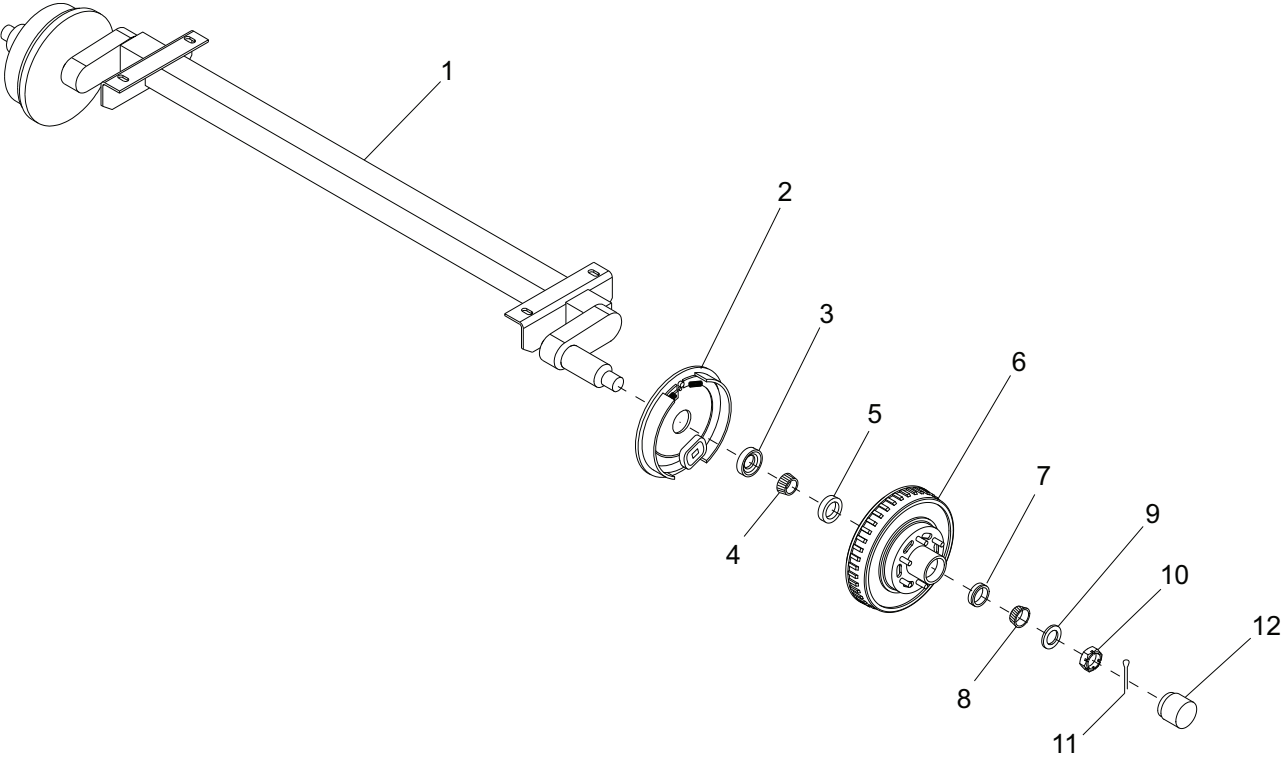
ITEM	PART NO.	QTY	DESCRIPTION	NOTES
1	63250	4	Clamp, hose - spring type - 16ST	
2	50018	2.33 ft	Hose, fuel - .312 ID, 50 psi, SAE 30R7	
3	50023	6 ft	Loom, wire - .625	
4	19180	1	Fitting, strt - .375MNPTx.312 barb	
5	26379	1	Vent, plastic fuel - 1 in	
6	61091	1	Screw, .312-18x1.0 sflg hex, G5	
7	19338	2	Clamp, hose - SAE 016 (.68-1.50)	
8	21451	1	Fitting, strt - 1.00MNPTx1.00 barb	
9	50019	4.16 ft	Hose, 1.0 in., SAE 20R3	
10	60716	1	Clamp, tubing - 1.50 lt duty	
11	60119	1	Washer, .312 flat .875/.070	
12	60095	1	Nut, .312-18 sflg	
13	20571	1	Sender, fuel - 10-15 in. tank	
14	60062	5	Screw, 10-32x.750 pan phil, G2	
15	60252	5	Washer, #10 split lock	
16	22323	1	Gasket, fuel sending unit	
17	19778	1	Fitting, nipple, pipe - 2.00NPTx4.0	
18	18394	3	Fitting, plug - .500NPT x internal hex	
19	15693	1	Fitting, 90° - .250NPTx.312 barb, brass	
20	16270	1	Fitting, strt - .375MNPTx.250FNPT	
21	50018	3.58 ft	Hose, fuel - .312 ID, 50 psi, SAE 30R7	
22	22104B	1	Tank, fuel - 350 gal	
A	23683B	1	Weldment, containment pan - 15.75 in	Option: containment
B	65636	2	Fitting, plug - 1.0NPT flush mount w/hex	Option: containment
C	30052B	1	Tank, fuel - 350 gal. UN31A rated	Option: TC tank
--	40229	1	Valve, ball 2.0NPT - female	Option: TC tank (not shown)
--	21127	1	Fitting, nipple, pipe - 1.0NPT x close	Option: TC tank (not shown)
--	40230	1	Valve, ball 1.0NPT - female	Option: TC tank (not shown)
--	40276	1	Fitting, nipple, pipe - 1.0NPT x close	Option: TC tank (not shown)

# TRAILER ASSEMBLY



ITEM	PART NO.	QTY	DESCRIPTION	NOTES
1	22360B	1	Weldment, front step - RH	
2	66702	4	Light, clr., 2.0 in, no grommet - amber LED	
	66396	4	Light, clr., 2.0 in, no grommet - amber	Option: incandescent light
3	66394	12	Grommet, rubber 2.0 in	
4	61091	16	Screw, .312-18x1.0 sflg hex, G5	
5	22398	4	Pad, slip resistant 10 in x 28 in	
6	27657B	2	Weldment, fender	
7	61103	20	Screw, .500-13x1.750 sflg hex	
8	22351B	2	Fender shield, large trailer	
9	60095	16	Nut, .312-18 sflg	
10	60651	8	Washer, sqr. bevel structural .625	
11	61078	14	Screw, .625-11x2.0 flg hex, G8	
12	66703	7	Light, clr., 2.0 in, no grommet - red LED	
	66397	7	Light, clr., 2.0 in, no grommet - red	Option: incandescent light
13	62221	20	Nut, .500-13 nylock, G5	
14	60416	20	Washer, .500 flat 1.375/.090	
15	22358B	1	Weldment, rear step - RH	
16	27655B	1	Weldment, trailer frame	
17	10221	2	Grommet, rear light, rubber - 4.5 in	
18	66701	2	Light, rear tail/turn, round, no grommet LED	
	10220	2	Light, rear tail/turn, round, no grommet	Option: incandescent light
19	10226	12	Plug, 2 wire	For clearance lights
20	10222	2	Plug, 3 wire	For tail/turn lights
21	62161	1	Plug, hole 2.25 dia	
22	66704	1	Light, utility, 2.0 in, no grommet, clear - LED	
	66395	1	Light, utility, 2.0 in, no grommet, clear	Option: incandescent light
23	22357B	1	Weldment, rear step - LH	
24	60096	24	Nut, .500-20 lug, G5	
25	20374	4	Wheel, ST225/90D16 - 3100 lb	
26	Page 92	2	Assembly, axle	
27	60240	14	Nut, .625-11 nylock, G5	
28	60193	14	Washer, M16 flat	
29	22359B	1	Weldment, front step - LH	
30	22317B	1	Weldment, jack	Includes item 31
31	22892	1	Jack, top wind - 5000 lb	Jack only
32	60144	1	Nut, .250-20 nylock, G5	
33	61099	2	Screw, .500-13x5.00 std hex, G8	
34	20159	2	Chain, trailer safety, hi test - .375 in	
35	60671	8	Washer, .500 fender	
36	60668	2	Nut, .500-13 nylock, G8	
37	22302B	1	Cover, brake guard	
38	60286	2	Washer, .250 split lock	
39	60684	3	Screw, .250-20x.875 std hex, SS	
--	27451	1	Decal, reflective tape kit	Not shown: white
--	27452	27.7 ft	Tape, conspicuity - 2 in	Not shown: red/white
--	19163	4	Fitting, bushing - .500 ODx.375 ID	Not shown
--	22340	2	Fitting, bushing - 1.0 ODx.750 ID	Not shown
--	16143	--	Clamp, tubing - .500	Not shown: for harnesses
--	60237	--	Washer, #10 flat	Not shown: for harnesses
--	61155	--	Rivet, .188 dia. x .438-.750 grip	Not shown: for harnesses
--	27671	1	Harness, trailer	Not shown
--	65786	1	Harness, electric brake	Option: elec. brake (not shown)
--	65463	1	Adapter, trailer - flat 4 to round 6 pin	Option: adapter (not shown)
--	65464	1	Adapter, trailer - flat 4 to round 7 pin	Option: adapter (not shown)
--	65465	1	Adapter, trailer - flat 4 to round 7 blade	Option: adapter (not shown)
--	65593	1	Adapter, trailer - 4 pin & 2 pin to rd 6 pin	Option: adapter - elec. brake (not shown)
--	65583	1	Adapter, trailer - rd 6 pin to rd 7 spade	Option: adapter - elec. brake (not shown)
A	24345B	1	Weldment, spare tire carrier	Option: spare tire

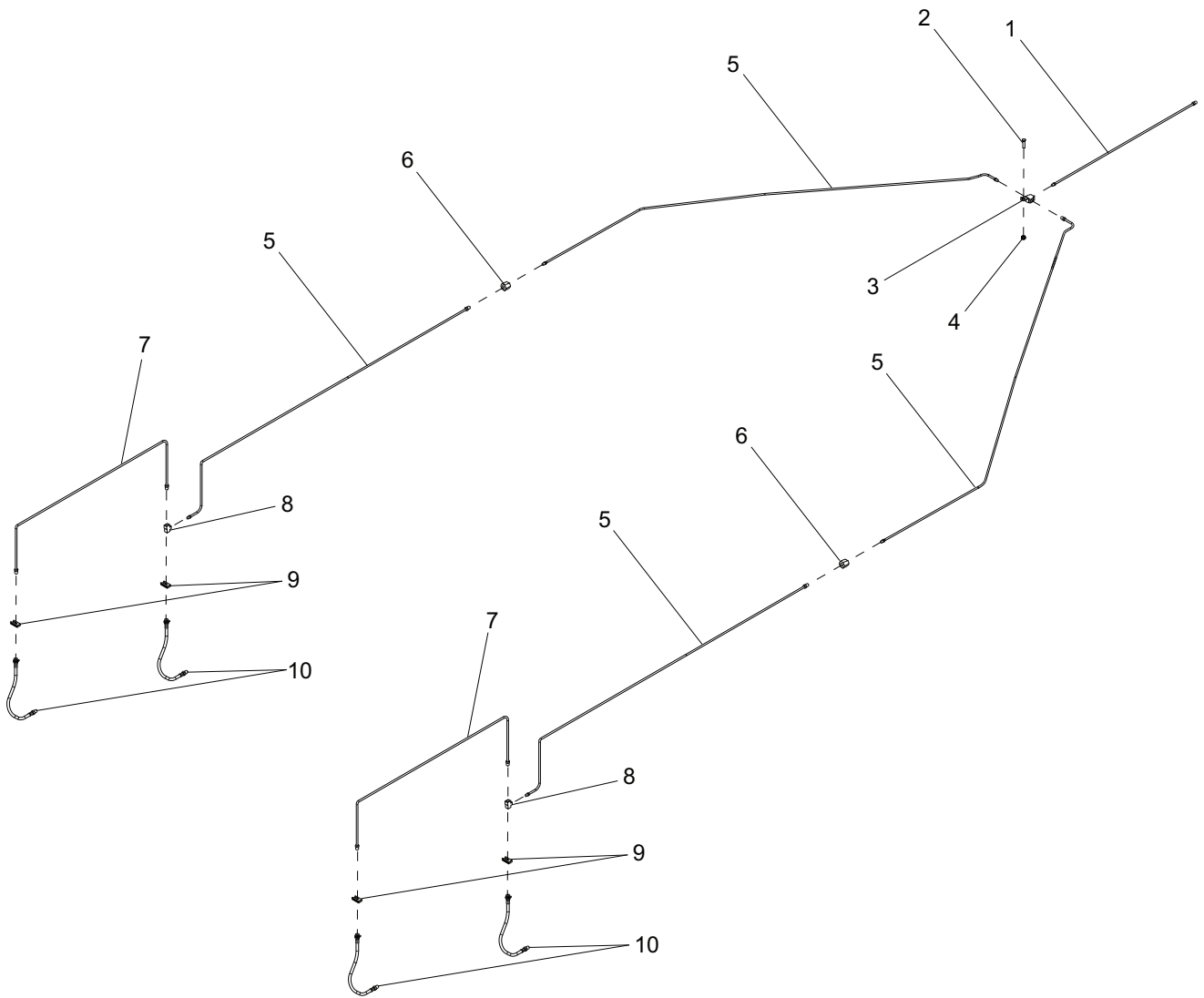
**AXLE ASSEMBLY**





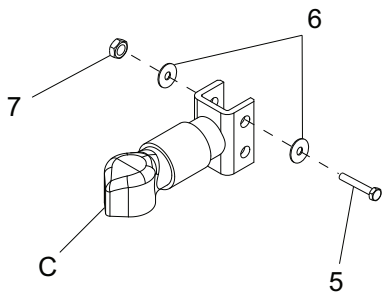
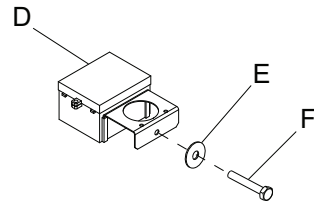
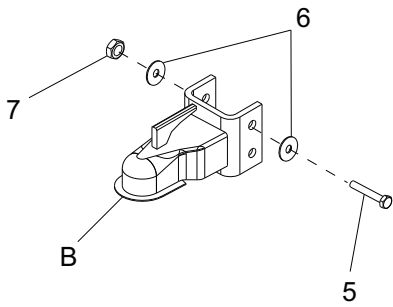
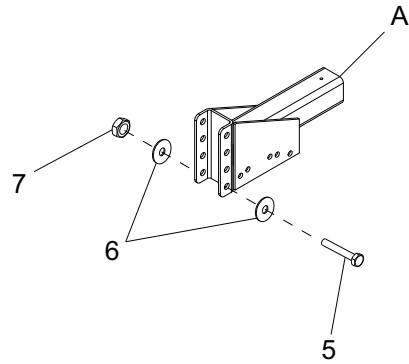
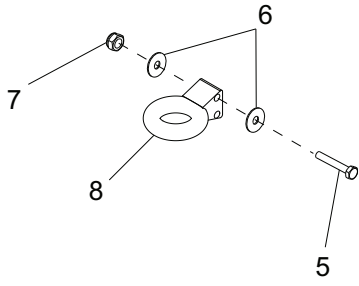
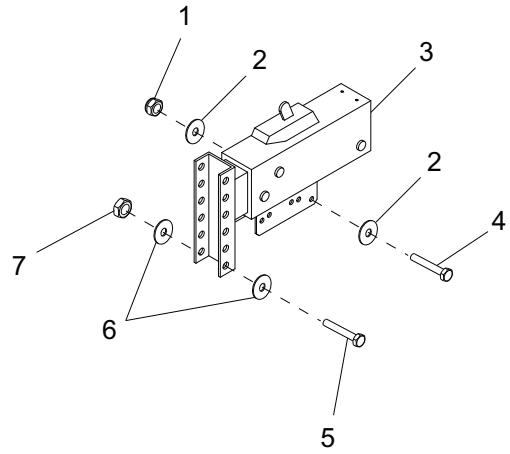
ITEM	PART NO.	QTY	DESCRIPTION	NOTES
1	22145	2	Axle 6000 lb - 57 in frame	Hydraulic brake
	22146	2	Axle 6000 lb - 57 in frame	Option: electric brake
2	26571	2	Surge free-backing brake - left	
	26572	2	Surge free-backing brake - right	
	26573	2	Electric brake assy - left	Option: electric brake
	26574	2	Electric brake assy - right	Option: electric brake
3	26575	4	Inner grease seal 2.125 in	
4	26576	4	Inner hub bearing	
5	26577	4	Inner bearing cup	
6	22387	4	Drum, large trailer brake	6000 lb axle
7	26584	4	Outer bearing cup	
8	26585	4	Outer hub bearing	
9	26581	4	Spindle washer	
10	12308	4	Spindle nut	
11	26583	4	Spindle nut - cotter pin	
12	26586	4	Dust cap	

# TRAILER BRAKE LINES



ITEM	PART NO.	QTY	DESCRIPTION	NOTES
1	40495	1	Line, brake - .188x20.0	
2	60684	1	Screw, .250-20x.875 std hex, SS	
3	19252	1	Fitting, strt - .188 brake line T w/bracket	All female
4	60144	1	Nut, .250-20 nylock, G5	
5	22338	4	Line, brake - .188x60.0	
6	22339	2	Fitting, strt - .188 brake line coupler	
7	40493	2	Line, brake - .188x40.0	
8	40498	2	Fitting, strt - .188 brake line T	Male/female/female
9	40499	4	Clip, brake hose	
10	40497	4	Hose, brake - .188x20.0	Male/female
--	60231	12	Rivet, .188 dia. x .375 to .500 grip	Not shown
--	60237	12	Washer, #10 flat .495/.036	Not shown
--	61010	12	Clamp, tubing - .375	Not shown

# TRAILER HITCH OPTIONS



ITEM	PART NO.	QTY	DESCRIPTION	NOTES
1	62221	5	Nut, .500-13 nylock, G5	
2	60309	10	Washer, .500 flat 1.060/.090	
3	18373	1	Actuator, trailer	
4	60376	5	Screw, .500-13x4.500 std hex, G5	
5	60239	2	Screw, .625-11x5.00 std hex, G5	
6	60193	4	Washer, M16 flat	
7	60240	2	Nut, .625-11 nylock, G5	
8	19335B	1	Coupler, lunette ring - 3.00 ID	Adjustable
A	19763B	1	Weldment, hitch elec. - 4 pos. adj	Option: electric brake
B	19519	1	Coupler, 2.31 in. ball	Option: adjustable hitch
C	41795	1	Coupler, 2.31 in. ball - Bulldog 12500 lb	Option: Bulldog hitch
D	19417	1	Breakaway kit	Option: electric brake
E	60193	1	Washer, M16 flat	Option: electric brake
F	60239	1	Screw, .625-11x5.0 std hex, G5	Option: electric brake

## RECOMMENDED SPARE PARTS LIST

### ENGINE

Alternator .....	32910
Belt, fan .....	33005
Cap, radiator .....	33219
Dipstick/oil cap .....	33069
Element, air filter .....	30561
Element, air filter - safety .....	30562
Element, OVR filter .....	32249
Fan, engine .....	34050
Filter, oil .....	32912
Filter, fuel - kit (primary & final) .....	32911
Filter, fuel - final .....	33023
Filter, fuel - primary .....	33024
Hose, radiator - lower .....	32437
Hose, radiator - upper .....	32077
Sensor, low coolant .....	65592
Starter .....	32947
Thermostat - engine .....	33070

### MAINTENANCE KITS

Filter, service kit 500 hour .....	SK242
1 - Belt, fan	
1 - Element, air filter	
1 - Element, air filter - safety	
1 - Element, OVR filter	
1 - Filter, oil	
Filter, service kit 2000 hour .....	SK243
1 - Belt, fan	
1 - Element, air filter	
1 - Element, air filter - safety	
4 - Element, OVR filter	
4 - Filter, fuel - kit	
4 - Filter, oil	

### ELECTRICAL

Breaker, 20A/240V, 1-pole .....	18091
Breaker, 450A, 3-pole .....	65352
Breaker, 50A/240V, 2-pole .....	18092
Controller, programmed .....	32315
Kit, voltage adjust .....	26229
Receptacle, 120V/20A GFI .....	14130
Receptacle, 120/240V 50A twist-lock .....	18089
Regulator, voltage - SE 350 .....	18556
Relay, 12V/70A NC/80A NO w/diode .....	66455
Switch, E-stop assy. - 2 NO/1 NC .....	22550
Switch, phase - 200A, 3 pos. .....	18102
Switch, toggle - 20A VAC .....	25077
Switch, trigger safety - NO & NC .....	12632

### TRAILER

Chain, trailer safety, hi test .....	20159
Grommet, rubber - 2.0 in .....	66394
Grommet, rubber - 4.5 in .....	10221
Jack, top wind .....	22317B
Light, clearance amber - LED (no grommet) .....	66702
Light, clearance red - LED (no grommet) .....	66703
Tail lights - LED (no grommet) .....	66701



REV: B  
PART NO: 32692  
06.07.13